




Electrophoresis solutions for the Life Scientist

Distributed by



www.bionordika.se
info@bionordika.se
08- 30 60 10



Cleaver
S C I E N T I F I C

Innovation is in our DNA



**Innovatively designed,
technically enhanced,
high specification,
low cost** electrophoresis
equipment for the global
life science research
laboratory market

Since 2005, both multiSUB horizontal and omniPAGE vertical gel chambers have been the cornerstone of the Cleaver Scientific EZEE electrophoresis range. Over this time, the entire range has gained an enviable reputation for innovation, ease of use, strength and long life. Nowadays, EZEE gel chambers can be found in leading research, teaching laboratories and in hospitals.

A complete range of Gel Electrophoresis systems and accessories from gel preparation to documentation and analysis. UK designed and manufactured for unrivalled quality.



CNC & laser cutting for precision manufacturing and assembly



Custom & bespoke product development and fabrication



Applications laboratory for product development and customer support



UK designed and manufactured

All Cleaver Scientific products, including the flagship gel electrophoresis systems, are supplied directly from its manufacturing facility in Rugby, based in the heart of the United Kingdom.

With the objective of simplifying the life of Life Science researchers, each product is the result of the combined creativity, technical and engineering expertise acquired over many years by the company's in-house manufacturing and scientific product development team. Cleaver Scientific prides itself on exceptional quality of its products offered at affordable prices.

Quality may be a much misused word, but at Cleaver Scientific it defines what we do, by the timely manufacture and supply of products to our customers that not only fulfil their purpose, but will remain durable and free of imperfections for many years to come, to the high quality of after sales support. Accreditation to ISO9001/2015 quality management system and adherence to this standard ensures that these principles are met consistently. Safety is of paramount importance and all the products we supply are CE compliant.

Being an original manufacturing company, custom-designed equipment can be made to order to accommodate researcher requirements. Please inquire for further information and availability.



ISO9001:15 17533/A/0001/UK/En

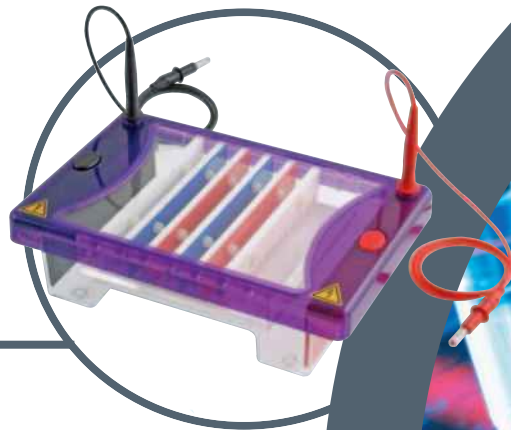


All units are CE marked and are in conformity with the relevant CE Safety Directives



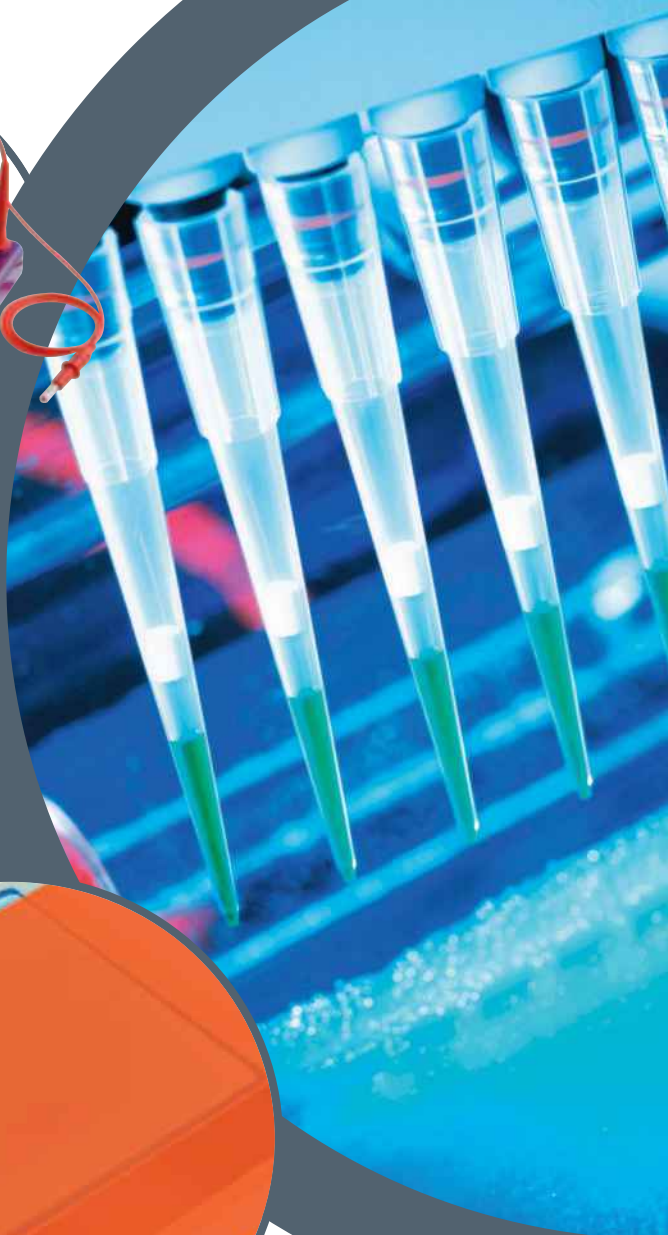


Product Focus



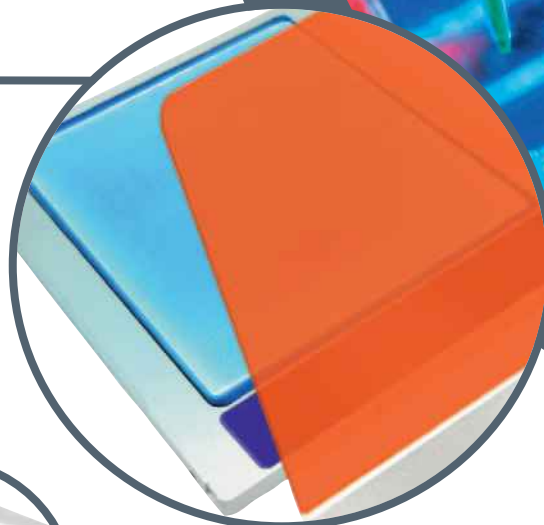
multisUB Horizontal and omniPAGE Vertical

Workhorse electrophoresis systems with extreme reliability and life-span for every Life Science lab



SAFE series

Our Safe series of products focuses on improving lab safety by removing potential dangers such as Ethidium Bromide and UV light from the lab. Using safe Blue light and non-carcinogenic stains, research safety is enhanced without sacrificing results.



Power supplies

A wide range of voltage and current capabilities for a variety of applications.





omnipETTE

Ergonomically designed OMNIPETTE pipettes combine a slim handle, high accuracy and precision rates and robust structure, at very competitive prices.



Agarose

This environmentally friendly agarose, available also in tablet form, is suitable for routine analysis of nucleic acids using standard electrophoretic procedures.



Gel documentation

A wide array of gel documentation and chemiluminescence imaging systems available, ranging from the affordable high quality microDOC and gellITE to our high end chemiPRO

Cleaver Scientific's multiSUB **horizontal gel electrophoresis** units have been designed by scientists with the laboratory environment in mind.

multiSUB Horizontal Electrophoresis tanks provide an easy to use and flexible platform for all your horizontal electrophoresis requirements. With a wide range of tank and tray sizes as well as many comb options, these systems can handle all manner of electrophoresis experiments.

High quality injection moulded construction and durable leakproof design for complete safety and long life.

Electrical safety – lid removal immediately disconnects power to the lower buffer chamber to allow entirely safe access to the gel.

Easy-click lid removal – asymmetric lid design and thumb locators on colour-coded cassette-style electrodes ensure that electrophoresis is always performed in the correct direction – i.e. negative to positive.

The widest range of combs available of any gel tank manufacturer - fit virtually every application from preparatory electrophoresis to high-throughput screening.



Available in **four thicknesses** and **colour-coded**. Range from:

- White – 1mm supplied as standard
- Black – 0.75mm for tightly resolved bands
- Red – 1.5mm to maximise sample volume
- Blue – 2mm to maximise sample volume

Black and white combs recommended for high resolution gels and publication quality data; red and blue to scale-up nucleic acid volumes for preparatory techniques.

Multiple gel tray options – eliminate the need for additional gel tanks and allow gels to be cast externally, keeping the tank permanently in use for electrophoresis if required.

UV and blue light transparent above 300nm.



'Plug-and-Go' casting – moulded casting dams clip easily onto the ends of the gel tray for rapid external casting, allowing the multiSUB™ unit to remain in use for gel running.

Flexicasters – allow agarose gels of different lengths to be cast in one unit. All models feature adjustable barriers with ultra-soft silicone gasket to ensure leak-proof casting.

Gel levelling table – recommended especially for MSMAXI or MSSCREEN gel trays. Adjustable levelling feet used in conjunction with a levelling bubble provide an even surface upon which to pour wide- and large format gels, to ensure consistent and uniform migration

Cassette-style electrodes – difficult to break, but inexpensive and easy to change – composed of 99.99% corrosion-resistant, pure platinum.

Power cables – with 4mm connectors compatible with most modern low-to-medium voltage power supplies; CE compliant. Adaptors available for complete power supply compatibility.

Buffer Saver Blocks – conserve buffer for added economy – especially beneficial in larger format MSMAXI and MSSCREEN units.



ELECTROPHORESIS

Horizontal gel systems



- Wide range of tanks and accessories
- Durable **Injection moulded** construction for leak-proof environment
- Designed & manufactured in the **United Kingdom**

Horizontal Gel Systems

SELECTION GUIDE



	MSMINI	MSMIDI	MSCHOICE	MSCHOICEST
	For quick sample checks, following restriction digestion or PCR. MSMINI an economical choice for separation of up to 64 samples.	The same run lengths as the MSMINI but with up to 100 samples.	The perfect system for routine agarose electrophoresis. Up to 210 samples with multichannel compatible comb options for faster loading.	Increased sample capacity or migration length compared to the MSCHOICE to provide more versatility for the user
Unit Dimensions (w x l x h)	9 x 21 x 9cm	12.5 x 22 x 9cm	17.5 x 26.5 x 9cm	17.5 x 41 x 9cm
Active Gel Size (w x l) / Corresponding Gel Tray	7x7cm / MS7-UV7 7x10cm / MS7-UV10	10x7cm / MS10-UV7 10x10cm / MS10-UV10	15x7cm / MS15-UV7 15x10cm / MS15-UV10 15x15cm / MS15-UV15	15x20cm / MS15-UVST20 15x25cm / MS15-UVST25
Sample Capacity†	32 (7x7cm); 1-64 (7x10cm)	1-50 (10x7cm); 1-100 (10x10cm)	1-70 (15x7cm); 1-140 (15x10cm); 1-210 (15x15cm)	1-280 (15x20cm); 1-350 (15x25cm)
Tank Buffer Volume	225ml	300ml	500ml	1000ml
Combs available; Thickness No. of Teeth	0.75, 1.0, 1.5, 2.0mm 1, 2, 4, 8, 10, 12, 16	0.75, 1.0, 1.5, 2.0mm 1, 2, 4, 8, 10MC, 12, 16, 20, 25	0.75, 1.0, 1.5, 2.0mm 1, 2, 4, 10, 10MC, 12, 14MC, 16MC, 18MC, 20, 28MCSS, 30MCSS, 35	0.75, 1.0, 1.5, 2.0mm 1, 2, 4, 10, 10MC, 12, 14MC, 16MC, 18MC, 20, 28MCSS, 35
Buffer Recirculation	No	No	Recommended for high voltage applications or extended runs. Requires modified lid with 2 buffer recirculation ports. Available on request as per part numbers below: - MS15LID-BP MS15STLID-BP	
Plug-and-Go Casting Dams Supplied	Yes, 1 pair	Yes, 1 pair	Yes, 1 pair	Yes, 1 pair
Flexicaster Options & Tray Capacity	MS7/10-FC: 1 tray MS15/20-FC: 2 trays* MS26-FC: 3 trays*	MS7/10-FC: 1 tray MS15/20-FC: 1 tray MS26-FC: 3 trays*	MS15/20-FC: 1 tray MS26-FC: 1 tray	MS15/20-FC: 1 tray MS26-FC: up to 3x 7cm trays
Typical Running Conditions	80V, 45-60 minutes	90V, 45-60 minutes	90-150V, 60-90 minutes	100-150V, 60-90 minutes
Bromophenol Blue Migration	~4-5cm/h at 80V	~4-5cm/h at 90V	~4-7cm/h at 90-150V	~4-6cm/h at 100-150V
Ordering Information All Horizontal Gel Tank Models include a Gel Tank, Lid and power cables, sample combs, loading guides and casting dams. (MSMINIONE also includes power supply). Additional accessories are dependent on the catalogue code ordered e.g. MSMINI7 includes the above plus 1x 7x7cm UV Tray.	MSMINI7 , 7 x 7cm UV Tray MSMINI10 , 7 x 10cm UV Tray MSMINIDUO , 7 x 7cm and 7 x 10cm UV Tray 2 x 8 sample combs, loading guides and casting dams	MSMIDI7 , 10 x 7cm UV Tray MSMIDI10 , 10 x 10cm UV Tray MSMIDIDUO , 10 x 7cm and 10 x 10cm UV Tray 2 x 16 sample combs, loading guides and casting dams	MSCHOICE7 , 15 x 7cm UV Tray MSCHOICE10 , 15 x 10cm UV Tray MSCHOICE15 , 15 x 15cm UV Tray MSCHOICETRIO , 15 x 7cm, 15 x 10cm and 15 x 15cm UV Tray 2 x 20 sample combs, loading guides and casting dams	MSCHOICEST20 , 15 x 20cm UV Tray MSCHOICEST25 , 15 x 25cm UV Tray 4 x 28 sample combs

† Additional combs may be required to achieve maximum sample capacity

* Assumes multiSUB trays are of the same length (e.g. two MS7-UV7) and arranged side-by-side



MS MAXI	MS SCREEN	mini RAPIDE	MS MIDI 96	mini ONE
Suitable for RFLP analysis, southern and northern blotting preps and high throughput analysis with up to 550 samples.	Multichannel compatible combs included as standard for maximum efficiency with high sample numbers. Screen an entire 96 well plate in a single run with excellent resolution and run length.	An ultra-compact self-contained system for routine molecular biology procedures and quick checks of samples. Buffer and gel volumes kept to a minimum to maximise current and separation speed. UV transparent for direct gel imaging	Rapidly screen a 96 well or PCR plate. Multichannel pipette loading with a 1.8cm run length allows samples to be resolved in under 30 minutes. Stretch version available for extended run length	An all in one power supply and gel tank with 3 preset voltages. Inbuilt timer to stop the run at the desired time and simple casting system for small, economical gels.
23 x 39.5 x 9cm	28 x 50 x 9cm	15 x 15 x 4cm	12.5 x 22 x 9cm (MSMIDI96) 12.5 x 46.5 x 8cm (MSMIDI96ST)	190 x 130 x 55mm
20x10cm / MS20-UV10 20x15cm / MS20-UV15 20x20cm / MS20-UV20 20x25cm / MS20-UV25	26x16cm / MS26-UV16 26x24cm / MS26-UV24 26x32cm / MS26-UV32	10x8cm / in-built tray	10x12cm / MS10-UV96 10x24cm / MS10-UV96ST	10.5 x 6cm 5 x 6cm
1-200 (20x10cm) 1-350 (20x15cm) 1-450 (20x20cm) 1-550 (20x25cm)	28-336 (26x16cm) 28-504 (26x24cm) 28-672 (26x32cm)	1-40 (10x8cm)	96 samples plus 12 (1 lane) or 24 (2 lanes) marker wells	18 (2x 5x6cm); 22 (10.5x6cm)
1200ml	1400ml	50ml	300ml (MSMIDI96) 700ml (MSMIDI96ST)	230ml
0.75, 1.0, 1.5, 2.0mm 1, 2, 4, 10, 16, 20MC, 25, 30, 36, 40MCSS, 50	0.75, 1.0, 1.5, 2.0mm 28MC, 56MCSS	1.0, 1.5mm 1, 4, 8, 12, 16, 20	1.0, 1.5mm 8 + 1x Marker, 8 + 2x Markers	
As for MSCHOICE and MSCHOICEST	Yes – buffer recirculation ports included as standard	No	No	No
MS20LID-BP				
Yes, 1 pair	No – supplied with dedicated MS SCREEN flexicaster;	No - supplied with inner casting gates	Yes	No- supplied with casting trays
MS15/20-FC: 1 tray MS26-FC: 1 tray	MS26-FC: 1 tray	No	Same Flexicasters as MSMIDI	No
100-150V, 60-90 minutes	100-150V, 90-120 minutes	50V, 30-60 minutes	90V, 15-30 minutes	50V, 30-60 min
~4-6.5cm/h at 100-150V	~4-6cm/hr at 100-150V	~4cm/hr at 50V	~4-5cm/hr at 90V	~4cm/hr at 50V
MS MAXI10 , 20 x 10cm UV Tray MS MAXI15 , 20 x 15cm UV Tray MS MAXI20 , 20 x 20cm UV Tray MS MAXI25 , 20 x 25cm UV Tray MS MAXIDUO , 20 x 10 and 20 x 20cm UV Tray 2 x 20 sample combs, loading guides and casting dams	MS SCREEN16 , 26 x 16cm UV Tray MS SCREEN24 , 26 x 24cm UV Tray MS SCREEN32 , 26 x 32cm UV Tray MS SCREENTRIO , 26 x 16cm, 26 x 24cm and 26 x 32cm UV Trays 6 x 28 sample combs, loading guides and Flexicaster	FMMS10 , 10 x 8cm UV Tray 2 x 8 sample combs 1.5mm and casting dams	MS MIDI96 , 1 Marker Lane, 1.8 cm run length MS MIDI96/2M , 2 Marker Lanes, 1.8 cm run length MS MIDI96ST , 1 Marker Lane, 3.6 cm run length MS MIDI96ST/2M , 2 Marker Lanes, 3.6 cm run length Comb block with 12 x 8 sample	MS MINIONE , 2 x 11x6cm UV Trays, 4 x 5.4x6cm UV Trays 2x Full length combs for 11x6cm UV Trays; 2x Double Comb for 5.4x6cm UV Trays, 1x Gel Caster – Large, 1x Gel Caster – Small



multisub Horizontal Gel Systems

The multiSUB™ series of Horizontal Gel Units offers the most versatile solution for DNA and RNA agarose gel electrophoresis currently available.

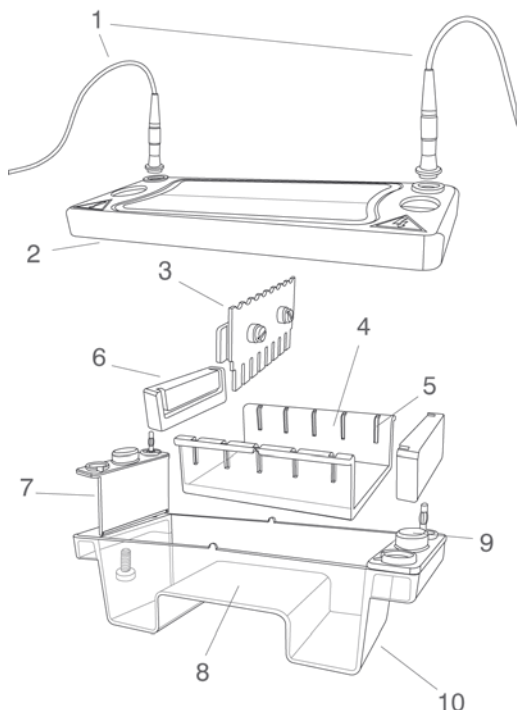
- Injection Moulded Construction - durable, leak-proof environment for complete safety and long life
- Cassette Type Electrodes - inexpensive, easy to replace
- Made of 99.99% pure, corrosion resistant platinum
- Electrical Safety - lid can be located in one way only. On removal, power is disconnected from buffer chamber
- Multiple Gel Trays - eliminates the need for additional gel tanks
- Unique gel cooling option
- Easy Click Lid Removal

All five units offer an unsurpassed combination of economy of gel and buffer volume, with gel size and sample number versatility.

Gel size and sample number requirements can be exactly matched in each unit, with the option of additional gel tray sizes. This eliminates the need for multiple gel tanks for changes in gel size or application.

All units feature removable UV transparent trays. For optimum value and versatility, systems are available with one, two or three tray options (dependent on model). Easy to use, leak proof 'plug and go' gel casting dams are included as standard to allow gels to be rapidly cast whilst the multiSUB unit is in use for gel running. With no indentations or casting gate grooves in the tray to interfere with sample progression, traditional tape casting can be used, should this be preferred.

Although lid connectors are compatible with most major power supplies, adapters are available to provide complete compatibility.



Components of multiSUB gel chambers

- 1 Power Cables
- 2 Safety Lid & Viewing Pane
- 3 Height-adjustable comb
- 4 UV transparent gel tray
- 5 Comb slots
- 6 'Plug-and-Go' casting dams
- 7 Colour-coded electrodes with power plug connectors
- 8 Gel Platform
- 9 Safety lid thumb locators
- 10 Moulded tank



"plug and go" gel casting



Locate Edge #1 in Dam slot

Locate Edge #2 in Dam slot

Finished, simple. Now pour gel

gel trays




Gel trays are UV transparent and free of indentations or casting gate channels which can interfere with sample progression

Cassette Type Electrodes easy to replace




Retractable connectors compatible with most major power supplies

Corrosion resistant, 99.99% pure platinum electrodes and gold plated terminals - easily replaced, ensuring minimum repair times



combs



- four thicknesses, colour coded
 - black:** 0.75mm for ultra resolved bands
 - white:** 1mm supplied as standard
 - red:** 1.5mm for maximising sample volume
 - blue:** 2mm for maximising sample volume
- options for Sample Prep
- options for Multi-Channel Pipette Compatible

The number of samples can be maximised using high tooth number combs

Casting dams allow gels to be rapidly cast externally while the multiSUB™ unit is in use for gel running



Easy Click Lid Removal

unique clearsight



USB powered extraction fan




ClearSight lids solve the condensation build-up problem and so provide a perfectly clear view of the gel and the dye lane progression during the run. This is achieved using a USB powered extraction fan within the lid. ClearSight lids are available as components of complete systems or as upgrades.



For Horizontal Package Deals



UK designed and manufactured



multisUB Mini

multisUB™ Mini is the smallest unit in the range, designed for low to medium numbers of samples.

The small gel size maximises run economy but does not compromise versatility as two tray options are available – **7 x 7cm** and **7 x 10cm** – and combs ranging from preparative up to 16 samples. Simply by altering the gel tray or comb, this compact unit is capable of resolving up to 64 different samples, prepping 1ml of sample or separating sample bands over a distance of 9cm. For accessories see page 17 and for Power Supplies, see page 60.



Buffer saver blocks

physically reduce the volume of a gel chamber and so reduce buffer requirements, saving cost, see pages 6 and 17

Molecular Grade Agaroses

are suitable for routine analysis of nucleic acids, see page 29



KEY FEATURES

multisUB Mini is the preferred option for quick sample checks of small to medium volumes, particularly following restriction digestion during cloning. Its slim tray format makes MSMINI a very economical choice for separation of up to 64 samples.

- Available with 7 x 7cm, 7 x 10cm or with both gel trays
- Economic low gel and buffer volumes
- Small lab bench footprint

ORDERING INFORMATION

MSMINI7	multisUB Mini , 7 x 7cm UV Tray, 2 x 8 sample combs, loading guides and dams				
MSMINI10	multisUB Mini , 7 x 10cm UV Tray, 2 x 8 sample combs, loading guides and dams				
MSMINIDUO	multisUB Mini Duo , 7 x 7cm & 7 x 10cm UV Tray, 2 x 8 sample combs, loading guides and dams				
MINIAGAROSEPACK Complete Mini Agarose Gel Kit includes multisUB Midi (MSMIDIDUO), Power Supply (POWERPRO300), TAE Buffer (TAE50X1L), RunSafe (CSL-RUNSAFE), DNA Ladder (CSL-MDNA-1KBPLUS), 100g Agarose (CSL-AG100), Gel Scoop (MS10-UVS), Gel Ruler (CSL-RULER)					
MS7-UV7	7 x 7cm UV Tray	MS7-LG	Adhesive Loading Guides	MS7/10-FC	Flexicaster for multisUB MSMINI/MSMIDI
MS7-UV10	7 x 10cm UV Tray	MS7-WP	Viewing Platform	MSMINIXCS	ClearSight MINI, as above with fan & power source where 'x' should be replaced with
MS7-PE	Positive Electrode	MS7-UVS	7cm UV Gel Scoop		'7', '10' or 'DUO'
MS7-NE	Negative Electrode	MSMINICP	Cool-pack and Platform		
MS7-UVDAM	Casting Dams, pk/2	MSMINIBSB	Buffer Saver Blocks, pk/2, saves 100ml of buffer		

Colour	CODE	DESCRIPTION	SAMPLE VOLUME FOR A 5MM THICK GEL
Black	MS7-1-0.75	Comb Prep 1, Marker 1, 0.75mm thick	152µl
	MS7-2-0.75	Comb Prep 2, Marker 2, 0.75mm thick	68µl
	MS7-4-0.75	Comb Prep 4, Marker 2, 0.75mm thick	36µl
	MS7-8-0.75	Comb 8 sample, 0.75mm thick	19µl
	MS7-10-0.75	Comb 10 sample, 0.75mm thick	14µl
	MS7-12-0.75	Comb 12 sample, 0.75mm thick	10µl
	MS7-16-0.75	Comb 16 sample, 0.75mm thick	7µl
White	MS7-1-1	Comb Prep 1, Marker 1, 1mm thick	203µl
	MS7-2-1	Comb Prep 2, Marker 2, 1mm thick	90µl
	MS7-4-1	Comb Prep 4, Marker 2, 1mm thick	48µl
	MS7-8-1	Comb 8 sample, 1mm thick	25µl
	MS7-10-1	Comb 10 sample, 1mm thick	18µl
	MS7-12-1	Comb 12 sample, 1mm thick	14µl
	MS7-16-1	Comb 16 sample, 1mm thick	10µl

Colour	CODE	DESCRIPTION	SAMPLE VOLUME FOR A 5MM THICK GEL
Red	MS7-1-1.5	Comb Prep 1, Marker 1, 1.5mm thick	304µl
	MS7-2-1.5	Comb Prep 2, Marker 2, 1.5mm thick	135µl
	MS7-4-1.5	Comb Prep 4, Marker 2, 1.5mm thick	72µl
	MS7-8-1.5	Comb 8 sample, 1.5mm thick	37µl
	MS7-10-1.5	Comb 10 sample, 1.5mm thick	27µl
	MS7-12-1.5	Comb 12 sample, 1.5mm thick	20µl
	MS7-16-1.5	Comb 16 sample, 1.5mm thick	15µl
Blue	MS7-1-2	Comb Prep 1, Marker 1, 2mm thick	405µl
	MS7-2-2	Comb Prep 2, Marker 2, 2mm thick	180µl
	MS7-4-2	Comb Prep 4, Marker 2, 2mm thick	96µl
	MS7-8-2	Comb 8 sample, 2mm thick	50µl
	MS7-10-2	Comb 10 sample, 2mm thick	36µl
	MS7-12-2	Comb 12 sample, 2mm thick	27µl
	MS7-16-2	Comb 16 sample, 2mm thick	20µl

MC = multichannel pipette compatible


MCSS = fits multichannel loading every second well, see page 18



multiSUB Midi


With gel tray options of **10 x 7cm and 10 x 10cm**, multiSUB™ Midi has been designed for routine horizontal gel electrophoresis.

Extending only the width of this unit allows more samples to be resolved per gel than multiSUB™ Mini without a significant increase in buffer or gel volumes. A maximum of 100 samples per gel can be resolved making this unit ideal for those routinely checking medium numbers of samples over short to medium gel run lengths. Scoops available as an option to allow safe transfer of gels. For accessories see page 17 and for Power Supplies, see page 60.



Casting Dams

allow gels to be rapidly cast externally while the multiSUB™ unit is in use for gel running, see pages 6 and 17



Adhesive Loading Guides

allow easy well identification and sample loading, see page 17



KEY FEATURES

These units offer the same tray lengths as the multiSUB Mini but in a wider format, to run more samples just as economically under similar running conditions. Ideal for quick checks of samples from PCR and cloning:

- Available with 10 x 7cm, 10 x 10cm or with both gel trays
- Run up to 100 samples
- Low buffer volumes
- Ideal for rapid electrophoresis

ORDERING INFORMATION

MSMIDI7	multiSUB Midi , 10 x 7cm UV Tray, 2 x 16 sample combs, loading guides and dams				
MSMIDI10	multiSUB Midi , 10 x 10cm UV Tray, 2 x 16 sample combs, loading guides and dams				
MSMIDI2DUO	multiSUB Midi Duo , 10 x 7cm & 10 x 10cm UV Tray, 2 x 16 sample combs, loading guides and dams				
MS10-UV7	10 x 7cm UV Tray	MS10-LG	Adhesive Loading Guides	MSMIDI7BSB	Buffer Saver Blocks, pk/2, saves 100ml of buffer
MS10-UV10	10 x 10cm UV Tray	MS10-WP	Viewing Platform	MSMIDI10CS	ClearSight MIDI, as above with
MS10-PE	Positive Electrode	MS10-UVS	10cm UV Gel Scoop		Fan & power source where 'x' should
MS10-NE	Negative Electrode	MS7/10-FC	Flexicaster for multiSUB Mini/Midi		be replaced with '7', '10' or 'DUO'
MS10-UVDAM	Casting Dams, pk/2	MSMIDI2CP	Cool-Pack and Platform		

Colour	CODE	DESCRIPTION	SAMPLE VOLUME FOR A 5MM THICK GEL	Colour	CODE	DESCRIPTION	SAMPLE VOLUME FOR A 5MM THICK GEL
Black	MS10-1-0.75	Comb Prep 1, Marker 1, 0.75mm thick	270µl	Red	MS10-1-1.5	Comb Prep 1, Marker 1, 1.5mm thick	540µl
	MS10-2-0.75	Comb Prep 2, Marker 2, 0.75mm thick	118µl		MS10-2-1.5	Comb Prep 2, Marker 2, 1.5mm thick	236µl
	MS10-4-0.75	Comb Prep 4, Marker 2, 0.75mm thick	57µl		MS10-4-1.5	Comb Prep 4, Marker 2, 1.5mm thick	115µl
	MS10-8-0.75	Comb 8 sample, 0.75mm thick	30µl		MS10-8-1.5	Comb 8 sample, 1.5mm thick	61µl
	MS10-10MC-0.75	Comb 10 sample MC, 0.75mm thick	20µl		MS10-10MC-1.5	Comb 10 sample MC, 1.5mm thick	41µl
	MS10-12-0.75	Comb 12 sample, 0.75mm thick	17µl		MS10-12-1.5	Comb 12 sample, 1.5mm thick	34µl
	MS10-16-0.75	Comb 16 sample, 0.75mm thick	12µl		MS10-16-1.5	Comb 16 sample, 1.5mm thick	24µl
	MS10-20-0.75	Comb 20 sample, 0.75mm thick	10µl		MS10-20-1.5	Comb 20 sample, 1.5mm thick	20µl
	MS10-25-0.75	Comb 25 sample, 0.75mm thick	7µl		MS10-25-1.5	Comb 25 sample, 1.5mm thick	15µl
	White	MS10-1-1	Comb Prep 1, Marker 1, 1mm thick		360µl	Blue	MS10-1-2
MS10-2-1		Comb Prep 2, Marker 2, 1mm thick	158µl	MS10-2-2	Comb Prep 2, Marker 2, 2mm thick		315µl
MS10-4-1		Comb Prep 4, Marker 2, 1mm thick	77µl	MS10-4-2	Comb Prep 4, Marker 2, 2mm thick		153µl
MS10-8-1		Comb 8 sample, 1mm thick	41µl	MS10-8-2	Comb 8 sample, 2mm thick		81µl
MS10-10MC-1		Comb 10 sample MC, 1mm thick	27µl	MS10-10MC-2	Comb 10 sample MC, 2mm thick		54µl
MS10-12-1		Comb 12 sample, 1mm thick	23µl	MS10-12-2	Comb 12 sample, 2mm thick		45µl
MS10-16-1		Comb 16 sample, 1mm thick	16µl	MS10-16-2	Comb 16 sample, 2mm thick		32µl
MS10-20-1		Comb 20 sample, 1mm thick	14µl	MS10-20-2	Comb 20 sample, 2mm thick		27µl
MS10-25-1		Comb 25 sample, 1mm thick	10µl	MS10-25-2	Comb 25 sample, 2mm thick		20µl




multiSUB Choice

With its three tray options, multiSUB™ Choice offers a wide degree of versatility.

Three tray options are available – 15 x 7cm, 15 x 10cm and 15 x 15cm – allowing the choice of one, two or all three gel length options at the time of purchase. Maximising comb and tray options allow up to 210 samples to be resolved per gel. The 15cm total run length allows restriction fragment or other close MW sample bands to be easily separated and identified. Speed loading is accomplished using 10, 14, 16 and 28 sample multichannel pipette compatible combs.

multiSUB™ Choice Stretch units are available with optional 15 x 20cm and 15 x 25cm gel trays and four 28-sample combs for those researchers wanting to perform higher resolution separation of more samples over a longer distance. multiSUB™ Choice Trio includes all 3 tray sizes for optimum versatility and value. For Power Supplies, see page 60.



multiSUB Choice Trio includes all 3 tray sizes for optimum versatility and value

multiSUB Choice Stretch increases sample capacity to 350



KEY FEATURES

multiSUB Choice is ideal for restriction fragment analysis, sample prep or checking of high numbers of samples.

- Three tray options
- Run up to 210 samples
- Low buffer volumes
- Multichannel pipette compatible combs for speed loading

ORDERING INFORMATION

MSCHOICE7	multiSUB Choice, 15 x 7cm UV Tray, 2 x 20 sample combs*	MSCHOICETRIO	multiSUB Choice Trio, 15 x 7, 10 and 15cm UV Tray, 2 x 20 sample combs*		
MSCHOICE10	multiSUB Choice, 15 x 10cm UV Tray, 2 x 20 sample combs*	MSCHOICEST20	multiSUB Choice Stretch, 15 x 20cm UV Tray, 4 x 28 sample combs*		
MSCHOICE15	multiSUB Choice, 15 x 15cm UV Tray, 2 x 20 sample combs*	MSCHOICEST25	multiSUB Choice Stretch, 15 x 25cm UV Tray, 4 x 28 sample combs*		
CHOICEAGAROSEPACK	Complete 15 x 15 cm Agarose Gel Kit includes multiSUB Choice (MSCHOICETRIO), Power Supply (POWERPRO300), TAE Buffer (TAE50X1L), RunSafe (CSL-RUNSAFE), DNA Ladder (CSL-MDNA-1KBPLUS), 100g Agarose (CSL-AG100), Gel Scoop (MS15-UVS), Gel Ruler (CSL-RULER)				
MS15-UV7	15 x 7cm UV Tray	MS15-PE	Positive Electrode	MSCHOICEBSB	Buffer Saver Blocks pk/2, saves 190ml of buffer
MS15-UV10	15 x 10cm UV Tray	MS15-NE	Negative Electrode	MS15/20-FC	Flexicaster for multiSUB Choice / Maxi
MS15-UV15	15 x 15cm UV Tray	MS15-LG	Adhesive Loading Guides	MSCHOICEXCS	ClearSight Choice, as above
MS15-UVST20	15 x 20 cm UV Tray	MS15-UVS	15cm UV Gel Scoop		with Fan & power source.
MS15-UVST25	15 x 25 cm UV Tray	MSCHOICECP	Cool-Pack and Platform		where 'x' should be replaced
MS15-UVDAM	Casting Dams, pk/2	MS15-WP	Viewing Platform		with '7', '10', '15', '20', '25' or 'TRIO'

Colour	CODE	DESCRIPTION	SAMPLE VOLUME FOR A 5MM THICK GEL
Black	MS15-1-0.75	Comb Prep 1, Marker 1, 0.75mm thick	37µl
	MS15-2-0.75	Comb Prep 2, Marker 2, 0.75mm thick	169µl
	MS15-4-0.75	Comb Prep 4, Marker 2, 0.75mm thick	91µl
	MS15-10-0.75	Comb 10 sample, 0.75mm thick	34µl
	MS15-10MC-0.75	Comb 10 sample MC, 0.75mm thick	22µl
	MS15-12-0.75	Comb 12 sample, 0.75mm thick	30µl
	MS15-14MC-0.75	Comb 14 sample MC, 0.75mm thick	22µl
	MS15-16MC-0.75	Comb 16 sample MC, 0.75mm thick (DuoComb - 17MC on reverse)	16µl
	MS15-18MC-0.75	Comb 18 sample MC, 0.75mm thick (DuoComb - 17MC on reverse)	20µl
	MS15-20-0.75	Comb 20 sample, 0.75mm thick	16µl
	MS15-28MCSS-0.75	Comb 28 sample MC, 0.75mm thick	8µl
	MS15-30MCSS-0.75	Comb 30 sample MC, 0.75mm thick	8µl
MS15-35-0.75	Comb 35 sample, 0.75mm thick	9µl	
White	MS15-1-1	Comb Prep 1, Marker 1, 1mm thick	495µl
	MS15-2-1	Comb Prep 2, Marker 2, 1mm thick	225µl
	MS15-4-1	Comb Prep 4, Marker 2, 1mm thick	122µl
	MS15-10-1	Comb 10 sample, 1mm thick	45µl
	MS15-10MC-1	Comb 10 sample MC, 1mm thick	29µl
	MS15-12-1	Comb 12 sample, 1mm thick	41µl
	MS15-14MC-1	Comb 14 sample MC, 1mm thick	29µl
	MS15-16MC-1	Comb 16 sample, 1mm thick (DuoComb - 17MC on reverse)	21µl
	MS15-18MC-1	Comb 18 sample MC, 1mm thick (DuoComb - 17MC on reverse)	27µl
	MS15-20-1	Comb 20 sample, 1mm thick	21µl
	MS15-28MCSS-1	Comb 28 sample MC, 1mm thick	11µl
	MS15-30MCSS-1	Comb 30 sample MC, 1mm thick	11µl
MS15-35-1	Comb 35 sample, 1mm thick	10µl	

Colour	CODE	DESCRIPTION	SAMPLE VOLUME FOR A 5MM THICK GEL
Red	MS15-1-1.5	Comb Prep 1, Marker 1, 1.5mm thick	743µl
	MS15-2-1.5	Comb Prep 2, Marker 2, 1.5mm thick	338µl
	MS15-4-1.5	Comb Prep 4, Marker 2, 1.5mm thick	182µl
	MS15-10-1.5	Comb 10 sample, 1.5mm thick	68µl
	MS15-10MC-1.5	Comb 10 sample MC, 1.5mm thick	44µl
	MS15-12-1.5	Comb 12 sample, 1.5mm thick	61µl
	MS15-14MC-1.5	Comb 14 sample MC, 1.5mm thick	44µl
	MS15-16MC-1.5	Comb 16 sample, 1.5mm thick (DuoComb - 17MC on reverse)	32µl
	MS15-18MC-1.5	Comb 18 sample MC, 1.5mm thick (DuoComb - 17MC on reverse)	41µl
	MS15-20-1.5	Comb 20 sample, 1.5mm thick	32µl
	MS15-28MCSS-1.5	Comb 28 sample MC, 1.5mm thick	17µl
	MS15-30MCSS-1.5	Comb 30 sample MC, 1.5mm thick	17µl
MS15-35-1.5	Comb 35 sample, 1.5mm thick	19µl	
Blue	MS15-1-2	Comb Prep 1, Marker 1, 2mm thick	990µl
	MS15-2-2	Comb Prep 2, Marker 2, 2mm thick	450µl
	MS15-4-2	Comb Prep 4, Marker 2, 2mm thick	243µl
	MS15-10-2	Comb 10 sample, 2mm thick	90µl
	MS15-10MC-2	Comb 10 sample MC, 2mm thick	59µl
	MS15-12-2	Comb 12 sample, 2mm thick	81µl
	MS15-14MC-2	Comb 14 sample MC, 2mm thick	59µl
	MS15-16MC-2	Comb 16 sample, 2mm thick (DuoComb - 17MC on reverse)	43µl
	MS15-18MC-2	Comb 18 sample MC, 2mm thick (DuoComb - 17MC on reverse)	54µl
	MS15-20-2	Comb 20 sample, 2mm thick	43µl
	MS15-28MCSS-2	Comb 28 sample MC, 2mm thick	23µl
	MS15-30MCSS-2	Comb 30 sample MC, 2mm thick	23µl
MS15-35-2	Comb 35 sample, 2mm thick	25µl	

MC = multichannel pipette compatible

* all models include loading guides and casting dams

MCSS = fits multichannel loading every second well, see page 18




multiSUB Maxi

multiSUB™ Maxi is primarily designed for resolution of high numbers of samples such as from Clone Screening or PCR.

multiSUB™ Maxi allows ultra high-resolution separations over extended runs. Tray sizes correspond to standard blotter sizes.

It also allows easy sample transfer onto a membrane for further analysis. Four gel tray sizes are available – 20 x 10cm, 20 x 15cm, 20 x 20cm and 20 x 25cm. Multichannel pipette compatible combs up to 40 sample facilitate speed loading of up to 440 samples per gel. 50 sample combs allow maximum sample capacity of 550 samples per gel. Casting dams allow gels to be rapidly cast externally while the multiSUB™ unit is in use for gel running. For Power Supplies, see page 60.



Casting dams allow gels

to be rapidly cast externally while the MultiSub™ unit is in use for gel running

Flexicaster allows

casting of gel lengths up to 20cm, simply by locking the moveable dam, see page 17

KEY FEATURES

These units are primarily designed for separating high numbers of samples from PCR or cloning:

- Available with 20 x 25cm, 20 x 20cm, 20 x 15cm or 20 x 10cm gel trays
- Run up to 550 samples
- Low buffer volumes



ORDERING INFORMATION

MSMAXI10	multiSUB Maxi , 20 x 10cm UV Tray, 2 x 20 sample combs*	MSMAXI25	multiSUB Maxi , 20 x 25cm UV Tray, 2 x 20 sample combs*		
MSMAXI15	multiSUB Maxi , 20 x 15cm UV Tray, 2 x 20 sample combs*	MSMAXIDUO	multiSUB Maxi Duo , 20 x 10 and 20 x 20cm UV Tray, 2 x 20 sample combs*		
MSMAXI20	multiSUB Maxi , 20 x 20cm UV Tray, 2 x 20 sample combs*				
MS20-UV10	20 x 10cm UV Tray	MS20-PE	Positive Electrode	MS15/20-FC	Flexicaster for multiSUB Choice / Maxi
MS20-UV15	20 x 15cm UV Tray	MS20-NE	Negative Electrode	CSL-GLT	Gel Levelling Table
MS20-UV20	20 x 20cm UV Tray	MS20-UVS	20cm UV Gel Scoop	MSMAXIXCS	Clearsight Maxi, as above with
MS20-UV25	20 x 25cm UV Tray	MSMAXICP	Cool-Pack and Platform		Fan & Power Source
MS20-UVDAM	Casting Dams, pk/2	MS20-WP	Viewing Platform		where 'x' should be replaced with
MS20-LG	Adhesive Loading Guides	MSMAXIBSB	Buffer Saver Blocks pk/2, saves 450ml of buffer		'10', '15', '20', '25' or 'Duo'

Colour	CODE	DESCRIPTION	SAMPLE VOLUME FOR A 5MM THICK GEL	Colour	CODE	DESCRIPTION	SAMPLE VOLUME FOR A 5MM THICK GEL
Black	MS20-1-0.75	Comb Prep 1, Marker 1, 0.75mm thick	506µl	Red	MS20-1-1.5	Comb Prep 1, Marker 1, 1.5mm thick	1013µl
	MS20-2-0.75	Comb Prep 2, Marker 2, 0.75mm thick	236µl		MS20-2-1.5	Comb Prep 2, Marker 2, 1.5mm thick	473µl
	MS20-4-0.75	Comb Prep 4, Marker 2, 0.75mm thick	115µl		MS20-4-1.5	Comb Prep 4, Marker 2, 1.5mm thick	230µl
	MS20-10-0.75	Comb 10 sample, 0.75mm thick	54µl		MS20-10-1.5	Comb 10 sample, 1.5mm thick	108µl
	MS20-16-0.75	Comb 16 sample, 0.75mm thick	30µl		MS20-16-1.5	Comb 16 sample, 1.5mm thick	61µl
	MS20-20MC-0.75	Comb 20 sample MC, 0.75mm thick	20µl		MS20-20MC-1.5	Comb 20 sample MC, 1.5mm thick	41µl
	MS20-25-0.75	Comb 25 sample, 0.75mm thick	16µl		MS20-25-1.5	Comb 25 sample, 1.5mm thick	32µl
	MS20-30-0.75	Comb 30 sample, 0.75mm thick	13µl		MS20-30-1.5	Comb 30 sample, 1.5mm thick	26µl
	MS20-36-0.75	Comb 36 sample, 0.75mm thick	11µl		MS20-36-1.5	Comb 36 sample, 1.5mm thick	22µl
	MS20-40MCSS-0.75	Comb 40 sample MC, 0.75mm thick	8µl		MS20-40MCSS-1.5	Comb 40 sample MC, 1.5mm thick	17µl
MS20-50-0.75	Comb 50 sample, 0.75mm thick	8µl	MS20-50-1.5	Comb 50 sample, 1.5mm thick	16µl		
White	MS20-1-1	Comb Prep 1, Marker 1, 1mm thick	675µl	Blue	MS20-1-2	Comb Prep 1, Marker 1, 2mm thick	1350µl
	MS20-2-1	Comb Prep 2, Marker 2, 1mm thick	315µl		MS20-2-2	Comb Prep 2, Marker 2, 2mm thick	630µl
	MS20-4-1	Comb Prep 4, Marker 2, 1mm thick	153µl		MS20-4-2	Comb Prep 4, Marker 2, 2mm thick	306µl
	MS20-10-1	Comb 10 sample, 1mm thick	72µl		MS20-10-2	Comb 10 sample, 2mm thick	144µl
	MS20-16-1	Comb 16 sample, 1mm thick	41µl		MS20-16-2	Comb 16 sample, 2mm thick	81µl
	MS20-20MC-1	Comb 20 sample MC, 1mm thick	27µl		MS20-20MC-2	Comb 20 sample MC, 2mm thick	54µl
	MS20-25-1	Comb 25 sample, 1mm thick	21µl		MS20-25-2	Comb 25 sample, 2mm thick	42µl
	MS20-30-1	Comb 30 sample, 1mm thick	17µl		MS20-30-2	Comb 30 sample, 2mm thick	34µl
	MS20-36-1	Comb 36 sample, 1mm thick	14µl		MS20-36-2	Comb 36 sample, 2mm thick	29µl
	MS20-40MCSS-1	Comb 40 sample MC, 1mm thick	11µl		MS20-40MCSS-2	Comb 40 sample MC, 2mm thick	23µl
MS20-50-1	Comb 50 sample, 1mm thick	10µl	MS20-50-2	Comb 50 sample, 2mm thick	21µl		




multiSUB Screen

multiSUB™ Screen was designed for rapid screening of very large numbers of Clone Screenings or PCR samples.

multiSUB™ Screen horizontal gel unit has a maximum sample capacity of 672 per gel. This allows loading and analysis of exactly seven 96 well format micro titre plates. The large gel run length of 32cm also allows resolution of samples over a long distance for separation of complex sample bands such as in restriction fragment analysis.

The unit is available with a full length tray or with other tray length options of **16 or 24cm** so that the user's exact requirements can be matched. In addition to options for single length gel trays, multiSUB™ Screen is available with all three gel tray lengths to provide the maximum in flexibility, versatility and value.

Buffer recirculation ports are included as standard to allow enhanced resolution over extended runs while loading guides improve well visibility for easy sample loading. For Power Supplies, see page 60.



Screen FlexiCaster

Leak free casting assured, even with agarose at 80°C


all multiSUB Screen combs

are multichannel pipette compatible

KEY FEATURES

multiSUB Screen is ideal for checking very large numbers of samples or extended high resolution separations

- Available with 26 x 16, 26 x 24 and 26 x 32cm or all three gel trays
- Run up to 672 samples
- Low buffer volumes
- Multichannel pipette compatible combs for speed loading



buffer circulation ports included as standard

ORDERING INFORMATION

MSSCREEN16	multiSUB Screen , 26 x 16cm UV Tray, 6 x 28 sample combs, loading guides and Flexicaster	MSSCREEN16-NC	multiSUB Screen-16 without Flexicaster		
MSSCREEN24	multiSUB Screen , 26 x 24cm UV Tray, 6 x 28 sample combs, loading guides and Flexicaster	MSSCREEN24-NC	multiSUB Screen-24 without Flexicaster		
MSSCREEN32	multiSUB Screen , 26 x 32cm UV Tray, 6 x 28 sample combs, loading guides and Flexicaster	MSSCREEN32-NC	multiSUB Screen-32 without Flexicaster		
MSSCREENTRIO	multiSUB Screen Trio , 26 x 16cm, 26 x 24cm, 26 x 32cm UV Trays, 6 x 28 sample combs, loading guides and Flexicaster	MSSCREENTRIO-NC	multiSUB Screen-TRIO without Flexicaster		
SCREENAGAROSEPACK Complete High Throughput Agarose Gel Kit , includes multiSUB Screen (MSSCREENTRIO), Power Supply (POWERPRO500), TAE Buffer (TAE50X1L), RunSafe (CSL-RUNSAFE), DNA Ladder (CSL-MDNA-1KBPLUS), 100g Agarose (CSL-AG100), Gel Scoop (MS26-UVS), Gel Ruler (CSL-RULER)					
MS26-UV32	26 x 32cm UV Tray	MS26-PE	Positive Electrode	MSSCRNBSB	Buffer Saver Blocks, pk/2 saves 625ml of buffer
MS26-UV24	26 x 24cm UV Tray	MS26-NE	Negative Electrode	MS26-FC	Flexicaster for gels up to 32cm.
MS26-UV16	26 x 16cm UV Tray	MSSCRNCP	Cool-Pack and Platform		Casts 7, 10, 15, 16, 20, 24 and 32cm long gels
MS26-LG	Adhesive Loading Guides	MS26-WP	Viewing Platform		
MS26-UVS	26cm UV Gel Scoop	PP1	Single Channel Peristaltic Pump, 1-350rpm		

Colour	CODE	DESCRIPTION	SAMPLE VOLUME FOR A 5MM THICK GEL	Colour	CODE	DESCRIPTION	SAMPLE VOLUME FOR A 5MM THICK GEL
Black	MS26-28MC-0.75	Comb 28 sample MC, 0.75mm thick	25µl	Red	MS26-28MC-1.5	Comb 28 sample MC, 1.5mm thick	51µl
Black	MS26-56MCSS-0.75	Comb 56 sample MC, 0.75mm thick	10µl	Red	MS26-56MCSS-1.5	Comb 56 sample MC, 1.5mm thick	20µl
White	MS26-28MC-1	Comb 28 sample MC, 1mm thick	34µl	Blue	MS26-28MC-2	Comb 28 sample MC, 2mm thick	68µl
White	MS26-56MCSS-1	Comb 56 sample MC, 1mm thick	14µl	Blue	MS26-56MCSS-2	Comb 56 sample MC, 2mm thick	27µl

MC = multichannel pipette compatible

MCSS = fits multichannel loading every second well, see page 18

The multiSUB Series horizontal electrophoresis units include a range of accessories to enhance functionality and ease of use in the lab. Further accessories are available as optional extras and all accessories can be ordered separately and all parts are available as spares.

Accessories included as standard

Negative Electrode

MODEL	CODE
MINI	MS7-NE
MIDI	MS10-NE
CHOICE	MS15-NE
MAXI	MS20-NE
SCREEN	MS26-NE

Buffer Tank

MODEL	CODE
MINI	MS7-TANK
MIDI	MS10-TANK
CHOICE	MS15-TANK
MAXI	MS20-TANK
SCREEN	MS26-TANK

Lid without Cables

MODEL	CODE
MINI	MS7-LID
MIDI	MS10-LID
CHOICE	MS15-LID
MAXI	MS20-LID
SCREEN	MS26-LID

Positive Electrode

MODEL	CODE
MINI	MS7-PE
MIDI	MS10-PE
CHOICE	MS15-PE
MAXI	MS20-PE
SCREEN	MS26-PE

Power Cables

MODEL	CODE
All Models	CSL-CAB

Red Loading Guides

MODEL	CODE
MINI	MS7-LG
MIDI	MS10-LG
CHOICE	MS15-LG
MAXI	MS20-LG
SCREEN	MS26-LG

Rubber Casting Dams

MODEL	CODE
MINI	MS7-UVDAM
MIDI	MS10-UVDAM
CHOICE	MS15-UVDAM
MAXI	MS20-UVDAM
SCREEN	N/A

White Viewing Platform

MODEL	CODE
MINI	MS7-WP
MIDI	MS10-WP
CHOICE	MS15-WP
MAXI	MS20-WP
SCREEN	MS26-WP

Accessories available as options

UV GEL SCOOP

MODEL	CODE
MINI	MS7-UVS
MIDI	MS10-UVS
CHOICE	MS15-UVS
MAXI	MS20-UVS
SCREEN	MS26-UVS

FLEXICASTERS

MODEL	CODE
MINI	MS7/10-FC
MIDI	MS7/10-FC
CHOICE	MS15/20-FC
MAXI	MS15/20-FC
SCREEN	MS26-FC

COOLPACK AND PLATFORM

MODEL	CODE
MINI	MSMINICP
MIDI	MSMIDICP
CHOICE	MSCHOICECP
MAXI	MSMAXICP
SCREEN	MSSCRNCP

BUFFER SAVER BLOCKS

MODEL	CODE
MINI	MSMINIBSB
MIDI	MSMIDIBSB
CHOICE	MSCHOICEBSB
MAXI	MSMAXIBSB
SCREEN	MSSCREENBSB



multisUB Comb options


multisUB Horizontal Gel Chambers can accommodate a wide variety of casting combs. Standard options are shown below, while custom combs can be manufactured on request. To select a comb, just add the desired thickness to the end of the comb code to get the complete ordering code, for example, MS7-8-1 is a 1 mm thick comb and MS7-8-1.5 is a 1.5 mm comb. Well volume shown below is for 1mm thick combs.

Colour-coded combs for the multisUB are available in 4 thicknesses,


- Black** – 0.75mm for tightly resolved bands
- White** – 1mm supplied as standard
- Red** – 1.5mm to maximise sample volume
- Blue** – 2mm to maximise sample volume

Black and white combs recommended for high resolution gels and publication quality data; red and blue to scale-up nucleic acid volumes for preparatory techniques.

mini



See Page 12 for other well volumes



MS7-1-1, (203µl)



MS7-2-1, (90µl)



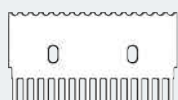
MS7-4-1, (48µl)




MS7-8-1, (25µl)



MS7-10-1, (18µl)




MS7-12-1, (14µl)



MS7-16-1, (10µl)

midi



See Page 13 for other well volumes



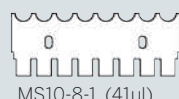
MS10-1-1, (360µl)



MS10-2-1, (158µl)



MS10-4-1, (77µl)



MS10-8-1, (41µl)



MS10-10MC-1, (27µl)



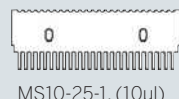
MS10-12-1, (23µl)



MS10-16-1, (16µl)




MS10-20-1, (14µl)



MS10-25-1, (10µl)

choice



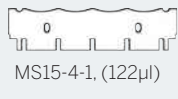
See Page 14 for other well volumes




MS15-1-1, (495µl)



MS15-2-1, (225µl)




MS15-4-1, (122µl)



MS15-10-1, (45µl)



MS15-10MC, (29µl)



MS15-12-1, (41µl)



MS15-14MC-1, (29µl)



MS15-16MC-1, (27µl)




MS15-28MCSS-1, (11µl)




MS15-35, (10µl)

maxi



See Page 15 for other well volumes



MS20-1-1, (675µl)




MS20-2-1, (315µl)



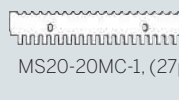
MS20-4-1, (153µl)




MS20-10-1, (72µl)



MS20-16, (41µl)



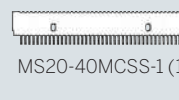
MS20-20MC-1, (27µl)



MS20-25-1, (21µl)



MS20-36-1, (14µl)

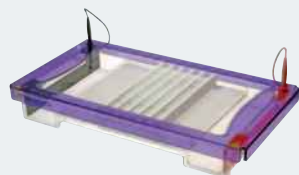


MS20-40MCSS-1 (11µl)




MS20-50-1, (10µl)

screen




See Page 16 for other well volumes




MS26-28MC, (34µl)



MS26-56MCSS, (14µl)



MC = fits multichannel pipettes



MCSS = fits multichannel loading every second well



multiSUB miniONE

The **multiSUB™ miniONE** electrophoresis system includes all of the equipment that you need to get up and running: gel tank, power supply and two casting sets. This gel tank/power supply combination is compact and easy to use.

multiSUB miniONE is an all in one horizontal electrophoresis unit. Featuring a built in power supply with voltage options of 35V, 50V and 100V, the miniONE is a versatile system suitable for a wide range of applications. A built in timer for runs from 0-99 minutes means you can set up your parameters and leave the system to complete the run automatically without fear of losing bands.

The system comes complete with 2 gel casters for wide and mini gels as well as reversible combs for high throughput or high sample volume.

KEY FEATURES

miniONE electrophoresis system is ideal for personal use, small laboratories or the classroom.

- All in one horizontal electrophoresis system
- In built power supply with 35V, 50V and 100V settings
- Timer function for runs from 0 – 99 minutes
- 2 gel sizes and reversible comb options



TECHNICAL SPECIFICATIONS

Input Power	AC100-120V, 50-60Hz / AC200-240V, 50-60Hz
Output Power	DC35V / DC50V / DC100V
Gel Dimensions	Small: 54 x 60mm Large: 110 x 60mm
Volume of Tank	230ml
Construction of Bath	PC+ABS with high temperature resistance
Timer range	1-99min
Bath Dimensions	120 x 110 x 45mm



pour and cast gel



place tray in unit and cover with buffer



load samples



start the run

ORDERING INFORMATION

MSMINIONE	Includes multiSUB™ miniONE electrophoresis system with Built-in power supply, 2 x MSO-UVL, 4 x MSO-UVS, 1 x MSO-GCL, 1 x MSO-GCS, 2 x MSO-1-5/9DS, 2 x MSO-1-12/22DS	MSO-GCL MSO-GCS MSO-UVL MSO-UVS	multiSUB miniONE Gel Caster – Large multiSUB miniONE Gel Caster – Small multiSUB miniONE Large Gel Tray 110mm×60mm multiSUB miniONE Small Gel Tray 54mm×60mm
MSO-1-12/22DS	Full Length Combs for miniONE Large Gel Tray		
MSO-1-5/9DS	Double Comb for miniONE Small Gel Tray		



multiSUB Midi96


The **multiSUB™ Midi96 Gel System** allows a full 96 well plate to be loaded directly via an 8 channel pipette, making it perfect for high throughput work.

Its 10x12cm (W x L) gel dimensions and 96-well comb block format correspond to the standard microplate configuration. One or Two marker lanes and a run length of 1.8 cm for resolving DNA fragments. Multichannel pipette compatible well spacing allows fast sample loading. MSMIDI96ST Stretch Systems are also available for those users requiring an extended run length per well of up to 3.6cm, or for loading of samples from two 96-well plates - MSMIDI96STDBL.


KEY FEATURES

multiSUB MIDI96 is ideal for analysis of up to 96 PCR-products loaded from 96-well microplates or thermal cycler blocks

- Ideal for high throughput electrophoresis
- Average run-time is just 15 to 30 minutes
- Direct microplate format for easy lane identification
- Multi-channel pipette compatible combs for speed loading




multiSUB™ Midi96 is designed for loading of DNA samples from multi-well plates



Comb blocks, available as standard and stretched options, are multichannel pipette compatible for speed loading



96 format UV tray with a cast gel



a cast gel



load using a multichannel pipette

ORDERING INFORMATION

MSMIDI96	multiSUB Midi96 , UV tray, Comb block with 12 x 8 sample, 1mm thick combs, casting dams; Run length = 1.8cm
MSMIDI961.5	multiSUB Midi96 , UV tray, Comb block with 12 x 8 sample, 1.5mm thick combs, casting dams. Combs have one marker lane; Run length = 1.8cm
MSMIDI96/2M	multiSUB Midi96 , UV tray, Comb block with 12 x 8 sample, 1mm thick combs, casting dams. Combs have two marker lanes; Run length = 1.8cm
MSMIDI96/1.5/2M	multiSUB Midi96 , UV tray, Comb block with 12 x 8 sample, 1.5mm thick combs, casting dams. Combs have two marker lanes; Run length = 1.8cm
MSMIDI96ST	multiSUB Midi96 Stretch , UV tray, Comb block with 12 x 8 sample, 1mm thick combs, casting dams; Run length = 3.6cm
MSMIDI96ST1.5	multiSUB Midi96 Stretch , UV tray, Comb block with 12 x 8 sample, 1.5mm thick combs, casting dams. Combs have one marker lane; Run length = 3.6cm
MSMIDI96ST/2M	multiSUB Midi96 Stretch , UV tray, Comb block with 12 x 8 sample, 1mm thick combs, casting dams. Combs have two marker lanes; Run length = 3.6cm
MSMIDI96ST/1.5/2M	multiSUB Midi96 Stretch , UV tray, Comb block with 12 x 8 sample, 1.5mm thick combs, casting dams. Combs have two marker lanes; Run length = 3.6cm
MSMIDI96STDBL	multiSUB Midi96 Stretch , UV tray, Comb block with 24 x 8 sample, 1mm thick combs, casting dams - Note: run length = 1.8cm.

COMB BLOCKS


MSMIDI96-8-1-CB	Midi96 Comb 8 sample MC + 1 Marker, 1mm thick	MSMIDI96ST-8-1.5-CB*	Midi96 STRETCH Comb 8 sample MC + 1 Marker, 1.5mm thick
MSMIDI96-8-1.5-CB	Midi96 Comb 8 sample MC + 1 Marker, 1.5mm thick	MSMIDI96ST-8-1.5/2M-CB*	Midi96 STRETCH Comb 8 sample MC + 2 Marker, 1mm thick
MSMIDI96-8-1/2M-CB	Midi96 Comb 8 sample MC + 2 Marker, 1mm thick	MSMIDI96ST-8-1.5/2M-CB*	Midi96 STRETCH Comb 8 sample MC + 2 Marker, 1.5mm thick
MSMIDI96-8-1.5/2M-CB	Midi96 Comb 8 sample MC + 2 Marker, 1.5mm thick	MS10-UV96	multisub Midi, 96 well tray
MSMIDI96ST-8-1-CB*	Midi96 STRETCH Comb 8 sample MC + 1 Marker, 1mm thick	MS10-UV96ST	multisub Midi STRETCH, 96 well tray

*Stretch blocks fit in the Stretch Units only



multiSUB miniRAPIDE

The **miniRAPIDE** makes imaging your gels simple. With its UV transparent base there is no need to handle the gel directly, perfect for teaching or space restricted labs.



KEY FEATURES

miniRAPIDE is intended for agarose gel electrophoresis

- UV Transparent for direct gel imaging
- Low buffer volumes for low cost running
- Multichannel pipette compatible combs for speed

TECHNICAL SPECIFICATIONS

Gel dimensions,	10 x 8cm (W x L)
Unit dimensions	15 x 15 x 4cm (W x D x H)
Max. sample capacity	40 samples
Buffer volume	50ml
Combs available :	
No. of samples	1, 4, 8, 12, 16, 20
Thicknesses	1, 1.5mm

ORDERING INFORMATION

FMMS10	miniRapid , 10 x 8cm, 2 x 8 sample combs 1.5mm and casting dams	FMMS-DAM	miniRapid Casting dams , pk/2
		RPW0.2	Replacement Platinum Wire 0.2mm – 50cm

Combs



FMMS-1-1, (330µl)



FMMS-4-1, (90µl)



FMMS-8-1, (40µl)



FMMS-12-1, (25µl)



FMMS-16-1, (15µl)



FMMS-20MC-1, (10µl)

For 1.5mm combs, replace -1 with -1.5 in the ordering code e.g. FMMS-4-1.5.

multiSUB-4

multiSUB-4 is a compact system capable of running over 1200 samples simultaneously by stacking up to 4 horizontal gels.

Each multiSUB-4 is supplied with 4 gel trays and 8 combs as standard. Two double-sided comb and three tray length formats, 8x6, 8x12 and 8x18cm are also available. These multichannel-compatible combs and gel plate configurations are compatible with microplates and thermal cycler blocks to ensure rapid loading of restriction digests and PCR products by 8-channel pipette.



KEY FEATURES

- Separates a maximum 1200 samples in as little as 15 minutes in 4 stacked gel trays
- Double-sided 1.5mm thick combs allow more sample volume to be loaded into each well
- Three gel tray options available in 8x6, 8x12 and 8x18cm (WxL) sizes for maximum flexibility
- Optional Flexicaster

TECHNICAL SPECIFICATIONS

Gel dimensions (w x l)	8 x 6cm, 8 x 12cm, 8 x 18cm
Unit dimensions	11 x 35 x 16cm
Max. sample capacity per 18cm tray	with 1cm run length: 306 with 2cm run length: 144 with 3cm run length: 72
Buffer volume	200, 400, 600 or 800ml (for 1, 2, 3 or 4 gel trays resp.)
Combs available:	
No. of samples	1, 8, 12, 18 DuoCombs
Thicknesses	1, 1.5mm

ORDERING INFORMATION

CSL-MULTISUB4	multiSUB-4 multi-level Gel Chamber , includes 4x 18cm UV Trays, 8x 18/8 Sample 1.5mm Combs (Tape UV Trays to seal)		
CSL-MULTISUB4EXCAS	MultiSub-4, as above but with External Caster for 4 gels	MSUB4-12/1-1	12/1 Sample 1mm Combs for multiSUB-4
MSUB4UV6	multiSUB-4 tray 8 x 6cm	MSUB4-18/8-1	18/8 Sample 1mm Combs for multiSUB-4
MSUB4UV12	multiSUB-4 tray 8 x 12cm	MSUB4-12/1-1.5	12/1 Sample 1.5mm Combs for multiSUB-4
MSUB4UV18	multiSUB-4 tray 8 x 18cm	MSUB4-18/8-1.5	18/8 Sample 1.5mm Combs for multiSUB-4



runVIEW

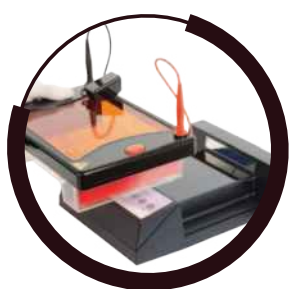


Cleaver Scientific "safe" series represents a safer alternative to the use of UV illumination and ethidium bromide, both of which are known to have harmful mutagenic effects.


runVIEW includes everything* required to perform horizontal real-time gel electrophoresis with high resolution capability within a single compact bench top unit. The optional gel documentation system fits directly over the base unit and gel tank for imaging at the end of the electrophoresis run. runVIEW offers exceptional value, costing 30-50% less than individual components; gel tank, power supply and transilluminator

* except chemicals and reagents


runVIEW is an innovative system that combines blue LED lighting and an inbuilt power supply to create a real time electrophoresis system giving you near instant verification of results. Perfect for saving time in quick sample checks or for teaching the principles of electrophoresis.



place the gel tank and agarose gel onto the base station



load samples as with the standard MSCHOICE tank



fit the bluVIEW lid and start the run to observe band in real time

The original runVIEW CHOICE consists of a multiSUB CHOICE gel chamber with special bluVIEW lid, containing an orange spectral emission filter within its viewing pane, plus a base unit with integrated power supply and blue LED gel illuminator.

Track DNA without harmful UV

UV light can cause detrimental effects to the structure of DNA, meaning DNA extracted from UV imaged gels have significantly lower yields in downstream applications such as cloning and sequencing. Blue light, at a higher wavelength massively increases downstream yield in comparison to UV when used for gel visualisation. Not only does the runVIEW system allow increased downstream reliability, it also protects the user from exposure to UV light, and provides a real time view of DNA migration, meaning constant checks using gel documentation systems are no longer required.

No expensive commercial gels

runVIEW works with standard EtBr, SYBR Green and SYBR Safe gels cast within the 15x7, 15x10 or 15x15cm CHOICE gel trays, and therefore does not require expensive precast gels and accessories.

A self-contained system

The base unit, which houses the in-built power supply and blue LED gel illuminator, is compact, dual-voltage and portable, and allows electrophoresis, gel visualisation and extraction to be performed at the bench, without the inconvenience of having to transport gels to a darkroom elsewhere within the laboratory.

runVIEW

runVIEW is also available in smaller sizes to convert standard Cleaver Scientific multiSUB agarose gel tanks into runVIEW real-time gel visualisation systems.

Three models comprise the runVIEW series, the original runVIEW™ CHOICE, plus runVIEW™ MINI and MIDI. All systems benefit from the blue light illumination of fluorescently stained agarose gels to allow users to view the size fractionation of nucleic acids in real-time. While runVIEW™ CHOICE features a power supply integrated within the base unit, for runVIEW™ MINI and MIDI, an adjustable blue-light illuminator platform accommodates both the MINI and MIDI electrophoresis tanks. Band visualisation is achieved through the corresponding lid containing an orange spectral emission filter. Each lid remains free of condensation through a built in extractor fan.


KEY FEATURES

These units are primarily designed to facilitate Real-time size fractionation and recovery of nucleic acids:

- Power supply integrated within the base unit – adjustable in precise 1V or 1mA increments to a maximum 150V or 300mA constant voltage or current output; timer function to 999 minutes for extended runs
- Specialist combs for specialist applications - double-sided 1mm preparatory combs (1-/2-sample and 4-/16-sample standard) included for nucleic acid recovery, plus four multichannel compatible 20-/28-sample combs for rapid screening of nucleic acids from 96-well thermal cycler blocks and microtitre plates. Extra thick 3mm preparatory combs also included for enhanced DNA recovery.



CSL-RVMSCHOICE



See pages 76-77 for other blue light technology products

TECHNICAL SPECIFICATIONS

RUNVIEW CHOICE VIEWING DOCK

Blue Light Wavelength	470nm	Timer	1-999 minutes with alarm
Voltage/ Resolution	25-150V / 1V	Safety Device	No load detection
Current/ Resolution	300mA / 1mA	Operating Temperature	Ambient to 40°C
Power	30W	Dimensions	293 x 220 x 80 mm
Operating Mode	Constant Voltage or Current	Rated Voltage	100-240V, 50/60Hz

RUNVIEW GEL SYSTEM

Gel Dimensions (W x L)	15 x 7, 15 x 10 and 15 x 15cm	Combs	2x 1-sample / 2-sample preparatory; Included Double-sided combs, 2x 4-sample preparatory / 16-sample combs; 4x 20- /28-sample multichannel compatible screening (1mm); plus 2x 4- and 2x 6-sample preparatory with loading guides (3mm)
Unit Dimensions (W x D x H)	26.5 x 17.5 x 9cm	Comb Thickness	1mm, 3mm
Buffer volume	500ml		
runVIEW Lid Design	Orange spectral emission filter with condensation-free viewing pane		

ORDERING INFORMATION

CSL-RVMSCHOICE7	runVIEW® CHOICE complete with 15 x 7cm gel tray and 1x 4/16MC and 1x 20/28MC 3mm preparatory, 2x 4/16MC sample and 4x 20/28MC 1mm thick
CSL-RVMSCHOICE10	runVIEW® CHOICE complete with 15 x 10cm gel tray and 1x 4/16MC and 1x 20/28MC 3mm preparatory, 2x 4/16MC sample and 4x 20/28MC 1mm thick
CSL-RVMSCHOICE15	runVIEW® CHOICE complete with 15 x 15cm gel tray and 1x 4/16MC and 1x 20/28MC 3mm preparatory, 2x 4/16MC sample and 4x 20/28MC 1mm thick
CSL-RVMSCHOICETRIO	runVIEW® CHOICE complete with 15x7cm, 15x10 & 15x15 gel tray and 1x 4/16MC and 1x 20/28MC 3mm preparatory, 2x 4/16MC sample and 4x 20/28MC 1mm thick
CSL-RVSTATION	runSTATION complete with RVGELDOC and RVCHOICETRIO
CSL-RVBSBLID	runVIEW Base Station & bluVIEW Lid

* runVIEW choice only



blue light source features a sliding panel to accommodate both MINI and MIDI units

runVIEW MIDI

KEY FEATURES

RunVIEW™ MINI and MIDI are ideal for quick checks of low to medium numbers of samples following PCR and cloning.

- runVIEW™ CONVERTER package - with emission filter lid and blue light illuminator, to allow standard MSMINI and MSMIDI units to be converted to real-time electrophoresis
- runVIEW™ STANDARD package – includes blue light illuminator, and runVIEW™ MINI or MIDI tank, for those users with their own power supply
- Blue light is completely safe to both operator and DNA alike, and results in improved cloning efficiency compared to UV
- Emission filter lid with built-in extractor fan enables condensation-free viewing of gels

ORDERING INFORMATION

CSL-RVSMINI-S CSL-RVSBVLID-MINI plus MSMINIDUO tank with 7x7 & 7x10cm trays, 1 set of casting dams and 2x 8-sample combs

CSL-RVSMIDI-S CSL-RVSBVLID-MIDI plus MSMIDIDUO tank with 10x7 & 10x10cm trays, 1 set of casting dams and 2x 16-sample combs

CSL-RVBSBV- LID-MINI runVIEW™ Base Station & bluVIEW lid for MS- MINI systems

CSL-RVBSBV- LID-MIDI runVIEW™ Base Station & bluVIEW lid for MS- MIDI systems

runDOC

runDOC is a portable, lightweight gel documentation system with small footprint, designed exclusively for use with runVIEW CHOICE.

The runDOC is designed exclusively to fit and complement the runVIEW to provide a complete real-time electrophoresis and imaging system. It comprises a lightweight darkroom hood and a high resolution 24.1 megapixel digital camera to capture images of nucleic acid gels stained with for example Et-Br, SYBR and runSAFE.



Hood is positioned over the runVIEW tank and base unit to create a light-tight environment suitable for image capture

KEY FEATURES

- All-in-one system – The runDOC and runview provide a complete real-time electrophoresis and imaging system
- The 24.1 megapixels CMOS camera of the runDOC enables to capture high resolution publication quality images using the runview base as a transilluminator
- Versatile - Interchangeable filter slides and bluVIEW filter allow to capture images of DNA bands stained with a variety of safe stains such as runSAFE, SYBR green, Et-Br etc.

TECHNICAL SPECIFICATIONS

Camera	Canon EOS 2000D
Effective Pixels	Approx. 24.1 megapixels
Image sensor	22.3mm x 14.9mm CMOS sensor
Image Processor	DIGIC 7
Image Resolution	RAW: (RAW) 6000x4000
Lens	Canon EF/EF-S mount
Focal Length & Max. Aperture	18-55mm f/2.8-5.6
Shutter Speed	30-1/4000 sec
Storage Type	SD; SDHC, SDXC (UHS Speed Class 1 compatible)
Camera Filter	+3 close-up
runDOC Filter Slide	amber filter; orange filter
Wi-Fi / NFC	Bluetooth, NFC and Wi-Fi
Darkroom material	Ebony acrylic
Power	Rechargeable Li-Ion battery and plug-in main charger (optional)
Dimension (with camera)	410 x 492 x 240 (WxHxD)
Weight	3 Kg (with camera)
Rated Voltage	110V – 220V

* Please be aware that camera specification is subject to change

ORDERING INFORMATION

CSL-RVGELDOC runVIEW® Gel Documentation Hood with 24.1 MP camera

CSL-RVSTATION runSTATION complete with RVGELDOC and RVCHOICETRIO

CSL-RVGELDOCSYS runVIEW® Gel Documentation Hood with camera, laptop & ID Analysis Software

CSL-RVGDCOMPLETE runVIEW Package including RVGELDOCSYS and RVCHOICETRIO

RVGELDOC-F1 Orange Filter for runDOC (Ethidium Bromide)

RVGELDOC-F2 Amber Filter for runDOC (runSAFE and SYBR stains)

reagents & CHEMICALS

runSAFE

runSAFE comprises a stain and loading dye combination to visualise electrophoretic mobility of a wide range of DNA in agarose gels.

runSAFE is conveniently supplied in a 6x loading dye which is mixed with 5 parts double-stranded DNA before loading onto an agarose gel. runSAFE is non-toxic, safe for the environment and can be disposed of in the regular laboratory waste without using expensive decontamination methods. runSAFE is sensitive and binds DNA to detect as little as 0.2ng DNA per band within a gel; while gel imaging is best performed using the amber emission filter found on the bluVIEW lid or runDOC filter slide. runSAFE comprises:

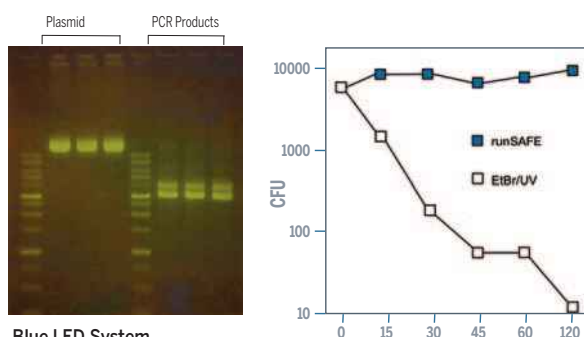
- general purpose stain for DNA ranging from 50bp markers to large super-coiled plasmid.



KEY FEATURES

- Safe – runSAFE stain has ultra-low toxicity (LC>5000mg/kg) and lacks cell permeability
- Convenient – supplied as a ready to use 6x Loading dye; simply add 1 part stain to 5 parts DNA, mix and load your gel
- Fast – no time-consuming post-staining or de-staining of gels is required.
- Sensitive – very low background staining of the gel; detects as little as 0.2ng DNA per band
- Flexible – may be used with Blue or UV light

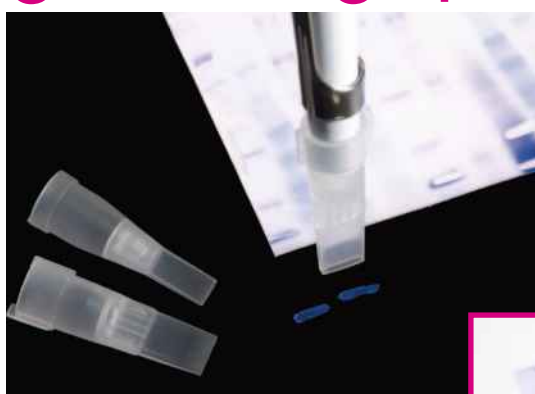
runSAFE - less DNA damage, improved cloning efficiency



Blue LED System

Slower migrating species, indicative of a linear or relaxed circular vector, resulting from DNA nicking or strand breaks, are significantly reduced in DNA plasmid mixed with run-SAFE and exposed to blue light. The concentration of nicked DNA plasmid increases significantly after 8' of exposure to EtBR and UV irradiation.

gel cutting tips



Gel Excision Tips offer a convenient and efficient one handed method of removing bands using a simple and rapid two-step process. The tips, in two sizes, 4.0 x 1mm and 6.5 x 1mm, cut directly into agarose or acrylamide gels, so eliminating cross contamination between samples. Alternative methods which require multiple steps including washing or rinsing are slow and tedious. These tips allow a safe and efficient one handed operation, with a push button gel and tip release, providing researchers with uniform extractions. Tips fit standard 1000µl pipettors and are available in bags and racks.



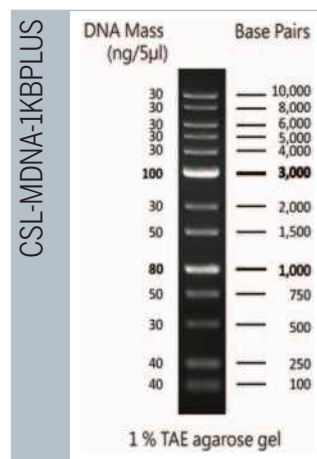
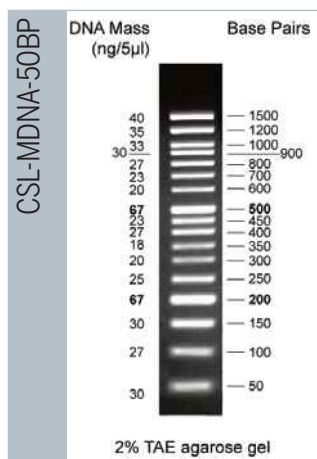
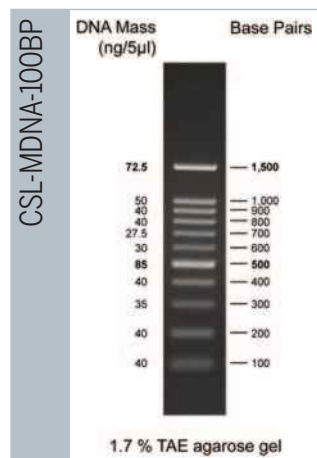
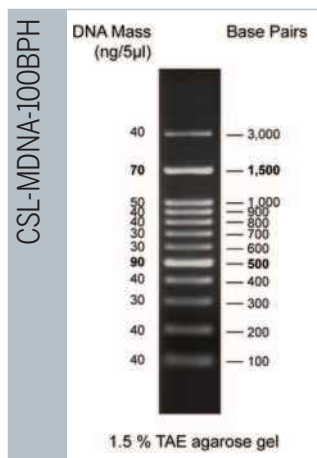
ORDERING INFORMATION

runSAFE	Description	Tracking Dyes	Size Range
CSL-RUNSAFE	runSAFE stain, 1ml	Bromophenol Blue, Xylene Cyanol FF, Orange G	50bp – 20Kb
GEL EXCISION TIPS			
CSL-GELX4	Rectangular Tips - 4.0mm x 1mm, bag/250	CSL-GELX6.5	Rectangular Tips - 6.5mm x 1mm, bag/250
CSL-GELX4 RACK	Rectangular Tips - 4.0mm x 1mm, 5x racks of 48	CSL-GELX6.5RACK	Rectangular Tips - 6.5mm x 1mm, 5x racks of 48

dnALADDERS

Pre-made and containing loading dye for immediate use, Cleaver Scientific's ready-to-use DNA markers are specially formulated to run accurately and produce sharp, well defined ladders.

Available in four molecular weight ranges and composed of discrete marker fragments isolated from restriction-digested proprietary plasmids, each DNA marker will remain stable for up to 6 months at room temperature and 12 months if kept in the fridge at 4°C. Each marker contains high intensity reference bands and may be used to perform size comparisons with DNA molecules ranging from the smallest of PCR fragments to large, linearised cosmid vectors.



KEY FEATURES

- Ready to use
- Crisp band patterns
- Includes bromophenol blue for ease of use
- Stable at room temperature



Please Note: Ladder banding patterns subject to change, identifiable range will remain the same

ORDERING INFORMATION

Cat. No.	CSL-MDNA-100BPH	CSL-MDNA-100BP	CSL-MDNA-1KBPLUS	CSL-MDNA-50BP
Size Range	100-3000bp	100-1500bp	100bp-10kb	50-1500bp
Number of bands	12	11	13	17
Reference bands	500, 1500bp	500, 1500bp	1kb, 3kb	200, 500bp
Package concentration	54µg/500µl vial	50µg/500µl vial	50µg/500µl vial	56µg/500µl vial
Storage	----- 6 months at 25°C, 12 months at 4°C & 24 months at -20°C -----			
Recommended loading vol.	5µl/well	5µl/well	5µl/well	5µl/well
Tracking dyes	Orange G, Xylene Cyanol FF, Bromophenol Blue			
Source	proprietary plasmids and PCR fragments phenol-extracted following restriction digestion and dissolved in 10mM Tris-HCl (pH 8.0) and 10mM EDTA			

reagents & CHEMICALS

buffers&DYES

Cleaver Scientific offers a range of concentrated buffers and loading dyes to complement the EZEE multisub horizontal electrophoresis range and to offer a complete solution for the users. These are ideal for laboratories running horizontal nucleic acid gels on a daily basis that require high quality reagents for reproducible results.

TBE and TAE buffers Nucleic acid agarose gel electrophoresis is usually conducted with either Tris-acetate-EDTA (TAE) buffer or Tris-borate-EDTA (TBE) buffer. While TAE buffer provides faster electrophoretic migration of linear DNA and better resolution of supercoiled DNA, TBE buffers have a stronger buffering capacity for longer or higher voltage electrophoresis runs. The buffers are available either as ready-to-use stock solutions (50xTAE and 10xTBE) or as dry powder that just need to be reconstitute in distilled water to provide a 10x stock solution (TBE only)



TECHNICAL SPECIFICATIONS

TAE	FINAL CONSTITUENT CONCENTRATIONS: TRIS ACETATE 0.04M, EDTA 0.001M, pH 8.0
TBE	FINAL CONSTITUENT CONCENTRATIONS: TRIS 0.089M, BORIC ACID 0.089M, EDTA 0.002M, pH 8.3

10X Bromophenol Blue DNA loading dye, the standard tracking dye for electrophoresis. The charge-to-mass ratio of bromophenol blue allows it to co-migrate with smaller molecules within agarose and PAGE gels (e.g. at 300bp in a standard 1% agarose, TBE gel) which, with its conspicuous dark blue colour, makes it the perfect tracking dye to monitor the progress of electrophoresis runs. DNA loading dye is supplied in 1ml volumes for easy handling.

Orange G Loading dye 1x (with ficoll) Used as a marker in PAGE and Agarose electrophoresis of DNA, as it migrates through the gel consistently with smaller DNA fragments. Contains sucrose and Xylene Cyanol. Used as a 1x solution.

RNase free water, DEPC-treated to eliminate enzyme activity and then autoclaved, this sterile highly purified water product is perfect for use in PCR and Northern blotting techniques. RNase-Free water is available either as a single 250ml bottle or in fifty 5ml aliquots to prevent cross-contamination.

Purified water (18 mega Ohms) for use with sensitive experimental procedures often needs verifying as pyrogen free, this is done using the LAL test or Limulus (Horseshoe crab) amoebocyte lysate assay. The LAL test is extremely sensitive to endotoxins which are the result of bacterial lysis. BP Grade Sterile Water has endotoxins removed by electrostatic filtration at the final purification stage prior to autoclaving. The LAL tested water conforms to the standard having less than <math><0.25\text{EU/ml}</math> to ensure the water is of pr-requisite quality. This product is therefore pyrogen free. CFU>0 WFi compatible.

ORDERING INFORMATION

POWDERED AND LIQUID BUFFERS

CSL-TBEP	Powdered Tris-Borate-EDTA Running Buffer, - to make 10x stock/1L - 10 sachets (1 litre / pack)	TBE10X5L	Buffer Tris-Borate-EDTA Running Buffer, 10 x 5L
TBE10X1L	Buffer Tris-Borate-EDTA Running Buffer, 10 x 1L	TAE50X1L	Buffer Tris-Acetate-EDTA Running Buffer, 50 x 1L
CSL-LOADDYE	10x Bromophenol Blue Loading Dye, 1ml	TAE50X5L	Buffer Tris-Acetate-EDTA Running Buffer, 50 x 5L
CSL-ORANGEDYE	Orange G Loading Dye, 1ml	CSL-LOADDYE10	10x Bromophenol Blue Loading Dye, 10ml
RFW250	RNase-Free Water, 1x250ml	RFW50X5	RNase-Free Water, 50x5ml
UPW1000	BP Grade Sterile Water, 1000ml		

agarose

Cleaver Scientific CleverGEL is an environmentally friendly agarose suitable for analysis of nucleic acids using standard electrophoretic procedures. Available as standard Low EEO, High Resolution PCR grade, Low melting point and Instant agarose tablets.



CleverGEL agarose is suitable for analysis of nucleic acids using standard electrophoretic procedures. It is manufactured by a process which excludes organic solvents harmful to marine making them far kinder to the environment than convention agarose. A low EEO (electroendosmotic) flow minimises diffusion so that even the smallest of nucleic acid fragments remains sharp and tightly resolved.

CleverGEL is available as standard Low EEO, High Resolution PCR grade, Low melting point and Instant agarose tablets.

KEY FEATURES

CleverGel Low EEO agarose:

- Ideal for routine analytical electrophoresis and blotting of DNA and RNA 0.1-10Kb in size
- Low EEO
- High gel strength

CleverGel High Resolution – PCR grade:

- High Resolution
- Low background for analysis of fragments 20-800bp

CleverGel Low Melting Point:

- Used for nucleic acid recovery
- typically resolves fragments 200bp to 25Kb

CleverGel Instant Agarose Tablets:

- Faster and simpler to prepare
- Low EEO
- Consistent gel percentage



Instant Agarose Tablets

TECHNICAL SPECIFICATIONS

	Low EEO	Low Melting Point	High Resolution	Instant Agarose
CAS	9012-36-6	39346-81-1	39346-81-1	9012-36-6
Gelling Point*	36°C±1.5°C	26-30°C	≤33°C	36°C±1.5°C
Melting Point*	88°C±1.5°C	≤65°C	≤70°C	88°C±1.5°C
Solubility	clear, colourless @ 1% [w/v] solution	clear, colourless @ 2% [w/v] solution	clear, colourless @ 2% [w/v] solution	clear, colourless @ 1% [w/v] solution
Moisture	≤10%	≤10%	≤10%	≤10%
Gel Strength	>1200 g/cm ² (1% [w/v] gel)	>200 g/cm ² (1% [w/v] gel)	≥750 g/cm ² (1.5% [w/v] gel)	>1200 g/cm ² (1% [w/v] gel)
Nuclease & Protease Free	yes	yes	yes	yes

*For a 1.5% [w/v] gel

ORDERING INFORMATION

GENERAL PURPOSE

CSL-AG5	Agarose 5g, Low EEO
CSL-AG100	Agarose 100g, Low EEO
CSL-AG500	Agarose 500g, Low EEO
CSL-AG1000	Agarose 1000g, Low EEO (2x500g bottles)
CSL-AG2000	Agarose 2000g, Low EEO (4x500g)
CSL-AG5000	Agarose 5000g, Low EEO (10x500g)
CSL-AG10KG	Agarose 10Kg, Low EEO (20x500g)

LOW MELTING POINT

CSL-LMA5	Agarose 5g, LMP
CSL-LMA50	Agarose 50g, LMP
CSL-LMA100	Agarose 100g, LMP
CSL-LMA500	Agarose 500g, LMP

HIGH RESOLUTION PCR-GRADE

CSL-HRA5	Agarose 5g, HR
CSL-HRA100	Agarose 100g, HR
CSL-HRA500	Agarose 500g, HR

AGAROSE TABLETS

CSL-AGTAB	Agarose 100g, Low EEO (200x 0.5g tablets, supplied as 20 blister packs of 10x 0.5g tablets)
-----------	---

The omniPAGE range of **vertical gel electrophoresis** combines ease of use with high resolution separations.

Cleaver Scientific provides a comprehensive range of vertical electrophoresis systems - complete with tanks, inserts and reagents - to fulfil a variety of applications and techniques in different gel sizes and throughputs. The omniPAGE range comprises three sizes of gel chamber, Mini 10 x 10cm, Mini Wide 20 x 10cm and WAVE Maxi 20 x 20cm. Together they share a host of common features including a guaranteed leak proof seal required for trouble free and rapid gel casting. Mini systems are compatible with a wide range of precast gels meaning you won't need to change from your gel when switching to a Cleaver tank.

High quality injection moulded construction and durable leakproof design for complete safety and longevity.

Electrical safety - lid removal immediately disconnects power to the lower buffer chamber to allow entirely safe access to the gel.

Unique sliding-clamp technology - within PAGE insert allows rapid set up of handcast and precast gels.





Combs and spacers are injection moulded for consistency and 'clean' well formation.

Available in four thicknesses and colour-coded. Range from:


- Black - 0.75mm for tightly resolved bands
- White - 1mm supplied as standard
- Red - 1.5mm to maximise sample volume
- Blue - 2mm to maximise sample volume

Black and white combs recommended for high resolution gels and publication quality data; **red and blue** to scale-up volumes for preparatory techniques.

Run up to 4 gels at a time - While most vertical gel units can run only one or two gels, omniPAGE Mini units can run one, two or up to four gels at any time using a triple glass plate sandwich.



Casting and running - dual purpose PAGE inserts eliminate time-consuming transfer of glass plates between separate casting and running modules. Cam-Pin caster locks PAGE insert onto the ultra-soft silicone mat within casting base to provide a leak-free seal.



Interchangeable Modules - for PAGE and 2-D electrophoresis as well as electroblotting using a single universal buffer tank

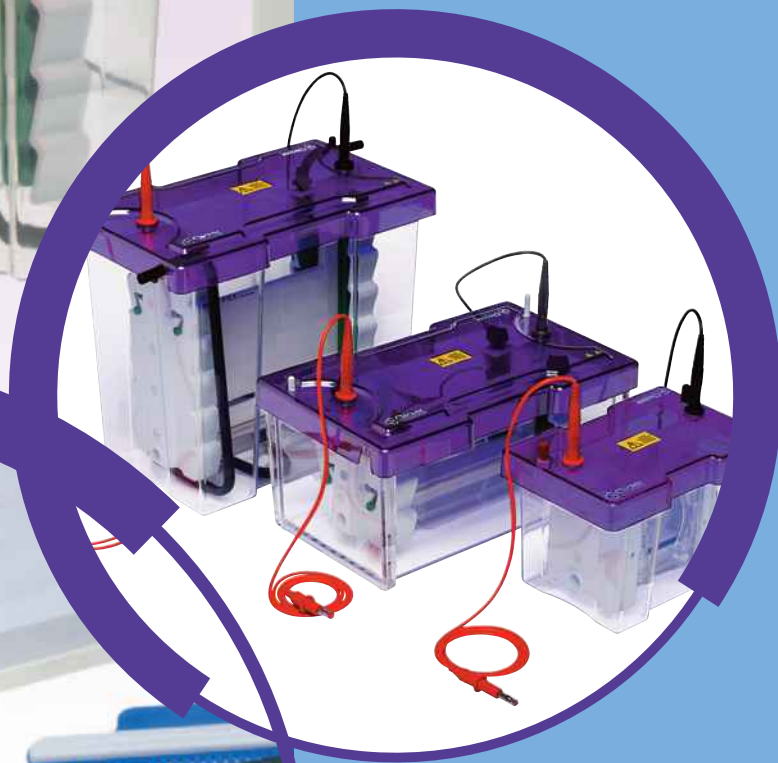
Glass Plates - at 2mm thick for mini vertical systems and 4mm for maxi and mini wide models, Cleaver Scientific plates are more durable and so provide long service lives. Available plain, notched, with or without bonded spacers.

Effective buffer cooling - a simple to use cooling pack system ensures enhanced resolution without costly and time consuming additional equipment. No chiller, tap or obstructing connecting leads are required. The cooling pack is simply pre-chilled in a freezer and placed in the gel tank. Additionally, the use of cooling packs reduces buffer volume.



ELECTROPHORESIS


Vertical gel systems



- 3 tank sizes with a wide range of sample combs and pre-cast gel compatibility
- Durable **Injection moulded** construction for leak-proof environment
- Designed & manufactured in the **United Kingdom**

Vertical Gel Systems

SELECTION GUIDE



	OMNIPAGE MINI SYSTEM	OMNIPAGE MINI WIDE SYSTEM
	<ul style="list-style-type: none"> Run 1-4 handcast gels, and up to 2 precast gels in mini format Sliding clamp assembly ensures fast set up times and leak-free operation Insert for both gel casting and running eliminating time-consuming transfer of fragile gels Modular design for rapid turnaround of data, allowing PAGE, 2-D and blotting to be completed within a working day 	<ul style="list-style-type: none"> Mini wide format effectively allows 2 mini gels to be compared within a single gel for gel-to-gel reproducibility Run 1-2 handcast gels; perfect for users with >20 samples to compare and resolve Even pressure screw system prevents gel leakage Combine pI (isoelectric point) separation with speed by resolving 2x 7cm IPG strips or 2x 8cm capillary tube gels per gel using special 2-D gel combs and plates Ability to perform three techniques in a day: IEF, PAGE and blotting
Unit Dimensions (w x l x h)	19 x 13 x 15cm	26 x 16 x 16cm
Active Gel Dimensions (w x l)	8 x 8.5cm	18 x 8cm
Sample Capacity	PAGE: 80 samples, 20/gel Blot: 4 blots 2D: 10 tubes	PAGE: 192 samples, 48/gel Blot: 4 blots 2D: 10 tubes
Tank Buffer Volume	Min 250ml; Max 1200ml	Min 600ml; Max 2800ml
Compatible Gel Formats		
Precast	Commercial 10x10cm and 10x8cm (W x H) precast gels: e.g. IDGel™, SERVA, Thermo and Invitrogen, etc.	
Handcast	OmniPAGE VS10 glass plates with or without bonded spacers for handcast gels	VS10W plain and notched glass plates with or without bonded spacers for handcast gels
Compatible Electroblotting Transfer Systems Integrated modular	OmniPAGE Mini CVS10CBS, CVS10CBS-HI and CVS10CES	OmniPAGE Mini Wide VS10WCBS and VS10WCES
Standalone Wet/tank transfer	SB10 and EBM10, 4- and 5-blot transfer systems	SB10W and EBM20, 4- and 5-blot transfer systems
Semi-dry	SD10 10x10cm and SD20 20x20cm for 1x and 4x blots	SD20 20x20cm for 2x blots
Electrophoresis System		
• Standard	2-gel systems (can run 4 gels)	2-gel system (can run 4 gels)
• Precast (tank, lid and running insert only)	CVS10PRE	
• Tapecast (includes glass plates)	CVS10D	VS10WD
• Handcast (with glass plates and caster)	CVS10DSYS	VS10WDSYS
(with extra casting stand and plates to run 2 gels in tank, while casting 2 simultaneously)	CVS10DSYS-CU CVS10TETRAD1	VS10WDSYS-CU



VS20WAVE MAXI SYSTEM

- Runs 1-4 large format gels at maximum resolution
- Fewer screws compared to traditional formats resulting in rapid set up times
- Optional blotting insert
- Detachable cooling core for fast, smile-free electrophoresis
- Seamless injection moulded construction free of potential leakage-prone glue joints
- Capacity to run 1-4 18cm capillary tube gels or IPG strips in second dimension; optional 2-D module

30 x 18 x 27cm

16 x 17.5cm

PAGE: 192 samples, 48/gel
Blot: 4x WAVE gels
2D: 10 tubes

Min 1200ml; Max 5300ml

VS20 plain and notched glass plates with or without bonded spacers for handcast gels

Maxi WAVE VS20CBS, VS20CBS-HI and VS20WAVECES

SB20 and EBM20, 4- and 5-blot transfer systems

SD20 20x20cm

2-gel system (can run 4 gels)

VS20WAVED

VS20WAVESYS

VS20WAVESYS-CU



VS30 MAXI-PLUS SYSTEM

- Ideal for second-dimension electrophoresis
- Accepts IPG strips 24cm in length, the longest available commercially
- Rapid set-up cool packs enhance resolution, particularly during extended runs

36 x 33 x 18cm

28 x 20cm

PAGE: 300 samples, 75/gel
Blot: 4 x Maxi Plus gels

Min 1800ml; Max 8400ml

VS30 plain and notched glass plates with or without bonded spacers for handcast gels

Maxi Plus VS30CBS

SD33 33x45cm, and SD50 20x50cm *

2-gel system (can run 4 gels)

VS30D

VS30DSYS

*Manufactured to order



omniPAGE Mini

The perfect unit for routine vertical electrophoresis using pre-cast or hand-cast gels. The omniPAGE MINI features injection moulded construction for leak proof running, and a simple clamp system to ensure a tight seal between buffer chambers to prevent current leakage.


Gel casting and running is done using the same internal module, no transfer of glass plates during gel casting is necessary. The module features unique sliding gates, to allow very rapid set up of both hand cast and precast gels. Ultra soft silicone seals and pressure bars which surround the glass plates guarantee leak proof gel casting. 2mm thick glass plates minimise breakage and have bonded spacers for convenience.

MINI TETRAD


A 4-gel TETRAD system is created by simply introducing additional plates with spacers and appropriate combs. TETRAD is supplied with a casting base and external casting upstand to allow gels to be prepared in advance, ready for the next run.

interchangeable modules


Electroblotting Module – Complete with Platinum wire electrodes, 4 blotting cassettes and fibre pads to aid compression, this insert fits neatly into the omniPAGE Mini tank for Western Blotting.



High Intensity Electroblotting Module – with 2 blotting cassettes and Platinum plate electrodes, the high intensity blotting module allows fast transfer of proteins to membranes with excellent time savings.



Capillary IEF Module - the Tube Gel Module includes a rapid release gasket for easy tube extraction. Focusing can be accomplished in as little as three hours.



PAGE module

KEY FEATURES

Mini SDS PAGE, Native PAGE, Gradient, Second dimension and Nucleic acid separations

- Injection moulded construction
- Compatible with all 10 x 8 and 10 x 10cm (WxL) precast gels
- Rapid gel casting and loading
- Low buffer volumes
- Rapid set up cooling
- Run up to four gels in tetrad model



For vertical package deals

ORDERING INFORMATION

CVS10D	omniPAGE Mini , 10 x 10cm includes Glass Plates with bonded 1mm thick spacers, 2x 12 sample combs, cooling pack, blanking plate		
CVS10DSYS	omniPAGE Mini , 10 x 10cm includes Glass Plates with bonded 1mm thick spacers, 2x 12 sample combs, cooling pack, blanking plate and casting base		
CVS10DSYS-CU	omniPAGE Mini , 10 x 10cm incl. Glass Plates with bonded 1mm thick spacers, 2x 12 sample combs, cooling pack, blanking plate, casting base and casting upstand		
CVS10TETRAD0.75	omniPAGE Mini , 10 x 10cm incl. Glass Plates with bonded 0.75mm thick spacers, 2x 12 sample combs, cooling pack, blanking plate, casting base and casting upstand PLUS 2x additional 0.75mm 12-sample combs, 1x pk/2 plain glass plates with 1mm spacers, 1x pk/2 notched glass plates and 2x pk/2 notched glass plates with 0.75mm spacers		
CVS10TETRAD1	omniPAGE Mini , 10 x 10cm incl. Glass Plates with bonded 1mm thick spacers, 2x 12 sample combs, cooling pack, blanking plate, casting base and casting upstand PLUS 2x additional 1mm 12-sample combs, 1x pk/2 plain glass plates with 1mm spacers, 1x pk/2 notched glass plates and 2x pk/2 notched glass plates with 1mm spacers		
CVS10PRE	omniPAGE Mini , 10 x 10cm includes blanking plate, cooling pack		
CVS10EXCASTER	External Casting Stand - No Casting Base	VS10PGS1	10 x 10cm Plain Glass Plates with 1mm Bonded Spacers (pk/2)
CVS10EXCASTERSYS	External Casting System - Upstand+ Base	VS10NGS1.5	10 x 10cm Notched Glass Plates with 1.5mm Bonded Spacers (pk/2)
VS10DCAST	10 x 10cm Casting Base	VS10PGS1.5	10 x 10cm Plain Glass Plates with 1.5mm Bonded Spacers (pk/2)
VS10DCASTM	Replacement Silicone Mat for 10 x 10cm Casting Base	VS10NGS2	10 x 10cm Notched Glass Plates with 2mm Bonded Spacers (pk/2)
CVS10DIRM	Inner Running Module, with Sliding Clamps or Screw Clamps	VS10PGS2	10 x 10cm Plain Glass Plates with 2mm Bonded Spacers (pk/2)
VS10ICB	Mini Cooling Pack	VS10DP	Blanking Plate, 10 x 10cm
VS10NG	10 x 10cm Notched Glass Plates 2mm thick (pk/2)	VS10SO.75	10cm Spacers - 0.75mm (pk/2)
VS10PG	10 x 10cm Plain Glass Plates 2mm thick (pk/2)	VS10S1	10cm Spacers - 1mm thick (pk/2)
VS10NGSO.75	10 x 10cm Notched Glass Plates with 0.75mm Bonded Spacers (pk/2)	VS10S1.5	10cm Spacers - 1.5mm thick (pk/2)
VS10PGSO.75	10 x 10cm Plain Glass Plates with 0.75mm Bonded Spacers (pk/2)	VS10S2	10cm Spacers - 2mm thick (pk/2)
VS10NGS1	10 x 10cm Notched Glass Plates with 1mm Bonded Spacers (pk/2)		

simple, rapid, leak-proof gel casting....


Dual purpose PAGE module eliminates time-consuming transfer of glass plates between separate casting and running

Ground glass plates with bonded injection moulded spacers consistent with comb thickness ensure 'clean' well formation, as well as the correct alignment for leak-free casting; also eliminate the need for easily mislaid and awkward to use spacer aligners


Very forgiving, ultra-soft silicone mat within cam-caster compensates for glass plate misalignment to ensure leak-free casting



Insert glass plates between pressure frame and gasket



Slide gates to make efficient seal



Transfer to casting base and tighten cams



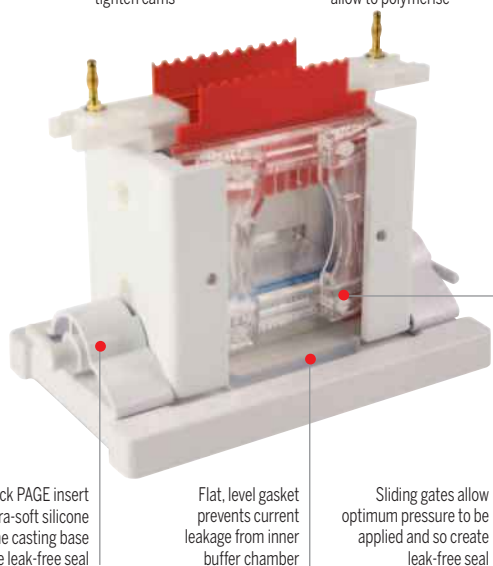
Insert gel solution and comb and allow to polymerise



Transfer to tank and fill with buffer



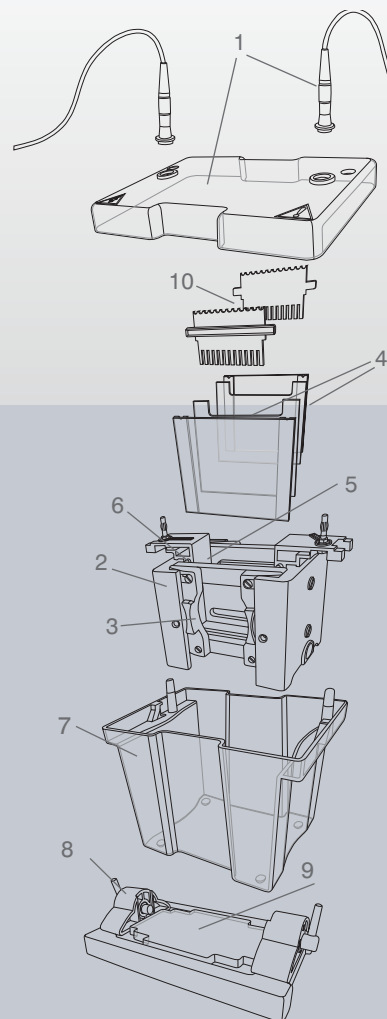
Load samples using Loading Guides and run



Cam pins lock PAGE insert onto the ultra-soft silicone mat within the casting base to provide leak-free seal

Flat, level gasket prevents current leakage from inner buffer chamber

Sliding gates allow optimum pressure to be applied and so create leak-free seal



Mini component parts

- | | |
|-------------------------|---------------------------|
| 1. Lid and power cables | 6. Gasket |
| 2. PAGE insert | 7. Outer tank |
| 3. Sliding clamps | 8. Cam-pin caster |
| 4. Glass plates | 9. Ultra-soft casting mat |
| 5. Inner buffer chamber | 10. Combs |

Colour	CODE	DESCRIPTION	SAMPLE VOLUME PER WELL
Black	VS10-1-0.75	Comb 1 Prep, 1 Marker, 0.75mm thick	500µl
	VS10-5-0.75	Comb 5 sample, 0.75mm thick	70µl
	VS10-8MC-0.75	Comb 8 sample MC, 0.75mm thick	40µl
	VS10-9-0.75	Comb 9 sample, 0.75mm thick	35µl
	VS10-10-0.75	Comb 10 sample, 0.75mm thick	30µl
	VS10-12-0.75	Comb 12 sample, 0.75mm thick	25µl
	VS10-16MC-0.75	Comb 16 sample MC, 0.75mm thick	20µl
	VS10-20-0.75	Comb 20 sample, 0.75mm thick	15µl
White	VS10-1-1	Comb 1 Prep, 1 Marker, 1mm thick	650µl
	VS10-5-1	Comb 5 sample, 1mm thick	100µl
	VS10-8MC-1	Comb 8 sample MC, 1mm thick	60µl
	VS10-9-1	Comb 9 sample, 1mm thick	50µl
	VS10-10-1	Comb 10 sample, 1mm thick	40µl
	VS10-12-1	Comb 12 sample, 1mm thick	35µl
	VS10-16MC-1	Comb 16 sample MC, 1mm thick	25µl
	VS10-20-1	Comb 20 sample, 1mm thick	20µl

Colour	CODE	DESCRIPTION	SAMPLE VOLUME PER WELL
Red	VS10-1-1.5	Comb 1 Prep, 1 Marker, 1.5mm thick	1000µl
	VS10-5-1.5	Comb 5 sample, 1.5mm thick	140µl
	VS10-8MC-1.5	Comb 8 sample MC, 1.5mm thick	80µl
	VS10-9-1.5	Comb 9 sample, 1.5mm thick	70µl
	VS10-10-1.5	Comb 10 sample, 1.5mm thick	30µl
	VS10-12-1.5	Comb 12 sample, 1.5mm thick	50µl
	VS10-16MC-1.5	Comb 16 sample MC, 1.5mm thick	40µl
	VS10-20-1.5	Comb 20 sample, 1.5mm thick	30µl
Blue	VS10-1-2	Comb 1 Prep, 1 Marker, 2mm thick	1300µl
	VS10-5-2	Comb 5 sample, 2mm thick	200µl
	VS10-8MC-2	Comb 8 sample MC, 2mm thick	120µl
	VS10-9-2	Comb 9 sample, 2mm thick	100µl
	VS10-10-2	Comb 10 sample, 2mm thick	80µl
	VS10-12-2	Comb 12 sample, 2mm thick	70µl
	VS10-16MC-2	Comb 16 sample MC, 2mm thick	50µl
	VS10-20-2	Comb 20 sample, 2mm thick	40µl


MC = multichannel pipette compatible



omniPAGE Mini Modular Systems

The omniPAGE range of Modular Vertical Gel Systems allow multiple electrophoresis techniques to be performed in the same unit. Using the same main tank and lid, three different modules are interchangeable for PAGE, tube gel and electroblotting techniques.


Each Modular System comprises the Gel Chamber, PAGE Internal Running Module, Casting Base and various accessories. Through the addition of further modules, the packages flexibility is increased to allow Western blotting and Capillary IEF techniques.



Capillary IEF module, VS10DCI



Western Blotting module, VS10BI



Hi-Intensity Blotting module, VS10BI-HI




2x Blot Module available, see ordering information below

ACCESSORIES



glass plates with bonded spacers



combs




cool packs

ORDERING INFORMATION

CVS10CES	Complete Mini (10x10cm) Vertical Electrophoresis Modular System , comprising: 1x Mini Vertical Unit, CVS10DSYS (1) which includes: PAGE Module, 2x2mm thick notched glass plates, 2x2mm thick plain glass plates with 1mm thick bonded spacers, 1x blanking plate, 2x combs (1mm thick, 12 samples), 1x casting base, silicone mat, cooling pack plus: 1x Capillary Electrophoresis Module, VS10DCI (2) and 1x Electroblotting Module, VS10BI (3) comprising: internal electroblotting module, 4x compression cassettes for gel sizes up to 10x10cm and 8x fibre pads		
CVS10C2DS	Complete Mini (10 x 10cm) Vertical Electrophoresis & 2-D System , comprising: 1x Mini Vertical Unit, CVS10DSYS (1) which includes: PAGE Module, 2x2mm thick notched glass plates, 2x2mm thick plain glass plates with 1mm thick bonded spacers, 1x blanking plate, 2x combs (1mm thick, 12 samples), 1x casting base, silicone mat, cooling pack plus: 1x Capillary Electrophoresis Module, VS10DCI (2)		
CVS10CBS	Complete Mini (10 x 10cm) Vertical Electrophoresis & Blotting System , comprising: 1x Mini Vertical Unit, CVS10DSYS (1) which includes: PAGE Module, 2x2mm thick notched glass plates, 2x2mm thick plain glass plates with 1mm thick bonded spacers, 1x blanking plate, 2x combs (1mm thick, 12 samples), 1x casting base, silicone mat, cooling pack plus 1x Standard Electroblotting Module, VS10BI (3)		
CVS10CBS-HI	Complete Mini (10 x 10cm) Vertical Electrophoresis & High Intensity Blotting System , comprising: 1x Mini Vertical Unit, CVS10DSYS (1) which includes: PAGE Module, 2x2mm thick notched glass plates, 2x2mm thick plain glass plates with 1mm thick bonded spacers, 1x blanking plate, 2x combs (1mm thick, 12 samples), 1x casting base, silicone mat, cooling pack plus: 1x High Intensity Electroblotting Module, VS10BI-HI (4)		
VS10DCI	omniPAGE Mini Tube Unit (2)	VS10BI-HI	High Intensity omniPAGE Blot Mini insert - includes 2 cassettes and 8 fibre pads (4)
VS10BI	OmniBlot Mini Insert - including 4 cassettes, 16 foam pads (3)	SB10	omniBlot Mini 10 x 10cm Blotting System, 4x cassettes
VS10BI-2	OmniBlot Mini Insert - including 2 cassettes, 8 foam pads	SB10-2	omniBlot Mini 10 x 10cm Blotting System, 2x cassettes

The Mini Wide vertical gel unit, with a gel width of 20cm, effectively allows double the number of samples to be resolved as the mini unit. This allows consistency of sample comparison on a single gel and is designed for those with greater than 20 samples to compare and resolve. Simple set up using ultra soft silicone seals guarantees trouble free glass plate loading and gel casting.

Each Modular System comprises the Gel Chamber, PAGE Internal Running Module, Casting Base and various accessories. Through the addition of further modules, the packages flexibility is increased to allow Western blotting and Capillary IEF.




Capillary IEF module, VS10WDCI



Western Blotting module, VS10WBI

ACCESSORIES



glass plates with bonded spacers

combs

cool packs

ORDERING INFORMATION

VS10WD	Mini Wide, 20 x 10cm Dual , 2 sets of Glass Plates with 1mm thick bonded Spacers, 2 x 24 sample, 1mm thick combs, cooling pack		
VS10WDSYS	Mini Wide, 20 x 10cm Dual , 2 sets of Glass Plates with 1mm thick bonded Spacers, 2 x 24 sample, 1mm thick combs, cooling pack including caster		
VS20CAST	20 x 10cm Casting Base	VS10WNGS1	20 x 10cm Notched Glass Plates with 1mm Bonded Spacers (pk/2)
VS20DCASTM	Replacement Silicone Mat for 20 x 10cm Casting Base	VS10WPGS1	20 x 10cm Plain Glass Plates with 1mm Bonded Spacers (pk/2)
VS10WDIRM	Inner Running Module	VS10WPGS1.5	20 x 10cm Plain Glass Plates with 1.5mm Bonded Spacers (pk/2)
VS20-x-LG	Loading guides for RigRunner V-MINI combs, x = comb well number	VS10WPGS2	20 x 10cm Plain Glass Plates with 2mm Bonded Spacers (pk/2)
VS10WNG	20 x 10cm Notched Glass Plates 4mm thick (pk/2)	VS10WDP	Blanking Plate, 20 x 10cm
VS10WPG	20 x 10cm Plain Glass Plates 4mm thick (pk/2)	RPW-0.2100	Replacement Platinum Wire - 0.2mm, 50cm
VS10WNGS0.75	20 x 10cm Notched Glass Plates with 0.75mm Bonded Spacers (pk/2)	VS20ICB	Cooling Pack
VS10WPGS0.75	20 x 10cm Plain Glass Plates with 0.75mm Bonded Spacers (pk/2)		
SB10W	Mini Wide Blot Unit, 20 x 10cm System including tank and lid, 4 cassettes, 8 fibre pads, cooling pack	VS10WDC	Mini Wide Tube Gel Unit, 20x10cm with tank and lid, glass capillary tubes, blanking ports and cooling pack
VS10WBI	Mini Wide Blot Module - includes 4 cassettes and 8 fibre pads	VS10WDCI	Mini Wide Tube Gel Module - includes glass tubes and blanking ports
SB10WC	Mini Wide Blot Cassette	MCT10	Mini Capillary Tubes, pk/100
SB10WF	Fibre pads - pk/8	MCT101.5	Mini Capillary Tubes, 1.5mm, pk/100
VS10WCES	Complete Mini Wide (20x10cm) Vertical Electrophoresis Modular System , comprising: 1x Mini Wide Vertical Unit, VS10WDSYS (1) which includes: PAGE Module, 2x4mm thick notched glass plates, 2x4mm thick plain glass plates with 1mm thick bonded spacers, 1x blanking plate, 2x combs (1mm thick, 24 samples), 1x casting base, silicone mat, cooling pack plus: 1x Wide Electroblotting Module, VS10WBI (3) 1x Wide Capillary Electrophoresis Module, VS10WDCI (2)		
VS10WCBS	Complete Mini Wide (20 x 10cm) Vertical Electrophoresis & Blotting System , comprising: 1x Mini Wide Vertical Unit, VS10WDSYS (1) which includes: 2x4mm thick notched glass plates, 2x4mm thick plain glass plates with 1mm thick bonded spacers, 1x blanking plate, 2x combs (1mm thick, 24 samples), 1x casting base, silicone mat, cooling pack plus: 1x Wide Electroblotting Module, VS10WBI (3)		
VS10WC2DS	Complete Mini Wide (20x10cm) 2-D System , comprising: 1x Mini Wide Vertical Unit, VS10WDSYS (1) which includes: 2x4mm thick notched glass plates, 2x4mm thick plain glass plates with 1mm thick bonded spacers, 1x blanking plate, 2x combs (1mm thick, 24 samples), 1x casting base, silicone mat, cooling pack plus: 1x Wide Capillary Electrophoresis Module, VS10WDCI (3)		



omniPAGE

Maxi Wave

The Maxi 'WAVE' System is designed to perform a variety of separations, including first- and second-dimension SDS-PAGE, native, preparative, gradient and high-resolution nucleic acid electrophoresis, plus capillary tube gel IEF and electroblotting. The Maxi WAVE is one of the most versatile maxi vertical systems available.

The innovative, vertical screw-clamp system within the PAGE insert requires only four screws to secure up to four 20x20cm gels. This gives the Maxi WAVE the advantage of a much faster set up time compared to products whose traditional clamping configurations require as many as 24 screws to secure just two glass plates. In addition, the WAVE's innovative vertical screw-clamp configuration distributes pressure evenly along the height of the gel rather than in the centre to eliminate plate bowing and gel compression. This still maintains a leak-proof seal during casting; while the ergonomic wave-like design of the PAGE insert aids both handling and set up.

A detachable inner cooling coil connects to the laboratory water supply or a recirculating chiller to provide uniform, smile-free electrophoresis, while allowing runs to be performed at higher voltage.

MAXI WAVE TETRAD


A 4-gel TETRAD system is created by simply introducing additional plates with spacers and appropriate combs. TETRAD is supplied with a casting base and external casting upstand to allow gels to be prepared in advance, ready for the next run.

KEY FEATURES

- Run up to FOUR gels simultaneously [TETRAD systems]
- Only four screws required to secure glass plates - significantly reduces set up time
- Vertical screw-clamps distribute pressure evenly along the height of the gel to prevent plate bowing and gel compression
- Detachable inner cooling coil facilitates rapid and uniform, smile-free electrophoresis, even at higher voltages
- Injection moulded construction guarantees long life with reliable and consistent performance



The external casting upstand is a standard internal PAGE module without platinum wire.



ORDERING INFORMATION


VS20WAVESYS	Maxi WAVE, 20 x 20cm Dual with Glass Plates with bonded 1mm thick spacers, 2x 24 sample combs, cooling pack, dummy plate and casting base		
VS20WAVESYS-CU	Maxi WAVE, 20 x 20cm Dual with Glass Plates with bonded 1mm thick spacers, 2x 24 sample combs, cooling pack, dummy plate, casting base and external casting upstand		
VS20WAVETETRAD1	Maxi WAVE, 20 x 20cm Dual with Glass Plates with bonded 1mm thick spacers, 2x 24 sample combs, cooling pack, dummy plate, casting base and external casting upstand, PLUS 2x pks/2 notched glass plates with 1mm bonded spacers and 2x 1mm 24-sample combs		
VS20WAVED	Maxi WAVE, 20 x 20cm Dual with Glass Plates, 2 x 24 well combs, cooling coil (no Casting Base)		
VS20WAVE-EC	VS20 WAVE External Casting Stand - No Casting Base	VS20PGS1	20 x 20cm Plain Glass Plates with 1mm Bonded Spacers (pk/2)
VS20WAVEDIRM	VS20WAVE Page insert	VS20PGS1.5	20 x 20cm Plain Glass Plates with 1.5mm Bonded Spacers (pk/2)
VS20WAVE-CC	Detachable Cooling Coil	VS20PGS2	20 x 20cm Plain Glass Plates with 2mm Bonded Spacers (pk/2)
VS20DCAST	V-Maxi WAVE, 20 x 20cm Dual Caster	VS20DP	Dummy Plate, 20 x 20cm
VS20DCASTM	Replacement Rubber mats for 20 x 20cm caster	VS20S0.75	20cm Spacers - 0.75mm (pk/2)
VS20ICB	Maxi Cooling Pack	VS20S1	20cm Spacers - 1mm thick (pk/2)
VS20-x-LG	Loading guides for V-Maxi WAVE maxi combs, x = comb well number	VS20S1.5	20cm Spacers - 1.5mm thick (pk/2)
VS20NG	20 x 20cm Notched Glass Plates 4mm thick (pk/2)	VS20S2	20cm Spacers - 2mm thick (pk/2)
VS20PG	20 x 20cm Plain Glass Plates 4mm thick (pk/2)	VS20WAVE-IEFKIT	IEF Conversion for 18cm IPG strips and tube gels, includes: 1 set of plain glass plates with bonded spacers, 0.6x20cm (WxH); and 2x 2-D combs with one 3.5mm marker lane and one 18cm preparatory well
VS20NGS0.75	20 x 20cm Notched Glass Plates with 0.75mm Bonded Spacers (pk/2)		
VS20PGS0.75	20 x 20cm Plain Glass Plates with 0.75mm Bonded Spacers (pk/2)		
VS20NGS1	20 x 20cm Notched Glass Plates with 1mm Bonded Spacers (pk/2)		

Gel Casting


Dual purpose PAGE insert eliminates time-consuming transfer of glass plates between separate casting and running modules

Ground glass plates with bonded injection moulded spacers consistent with comb thickness ensure 'clean' well formation, as well as the correct alignment for leak-free casting; also eliminate the need for easily mislaid and awkward to use spacer aligners

Very forgiving, ultra-soft silicone mat within cam-caster compensates for glass plate misalignment to ensure leak-free casting



Assemble each gel cassette on a flat level surface, by placing the plain glass plate down with the spacers facing upwards followed by the notched glass plate.



Loosen the vertical screw-pins in the PAGE insert to release the locking mechanism, allowing the gel clamps to sit in the resting slots.



Insert a gel cassette into each side of the inner buffer chamber in the PAGE insert, and begin tightening the vertical screw-pins.



Continue to tighten the screw-pins until the gel clamps glide out of the resting slots and fix firmly against the glass plates pushing them upright.



Check the bottom of the glass plates to ensure that they are flush together, and place the PAGE insert on the casting base; make sure that the cams are facing downwards.




Insert cams and turn until tight, drawing the PAGE insert onto the casting to form a leak-proof seal.

Vertical screw-pins, colour-coded to prevent polarity reversal, push the gel clamps out of the resting slots to secure glass plates firmly within the PAGE insert

Resting slots allow the gel clamps to sit conveniently out of the way, to aid hindrance-free loading of the cassettes into the PAGE insert

Ergonomic 'wave' design of PAGE insert provides convenient finger grips for easy handling

Cam pins lock PAGE insert onto the ultra-soft silicone mat within the casting base to provide leak-free seal



Flat, level gasket prevents current leakage from inner buffer chamber

Sliding gel clamps available in two thicknesses to accommodate single- and double-gel cassettes



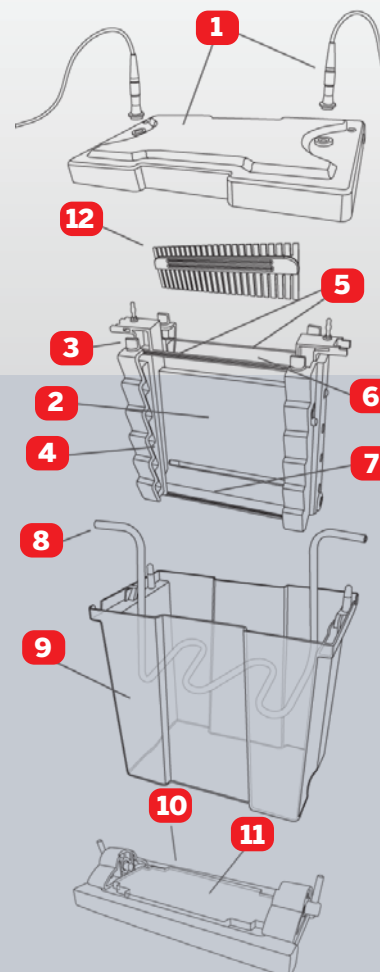
Pour in the gel solution, insert the combs and allow the wells to polymerise.



Transfer the PAGE insert to gel the tank. Fill the inner and outer buffer chambers before loading samples.



Replace the lid, connect to the power supply and run.



Maxi WAVE component parts

1. Lid and power cables
2. PAGE insert
3. Vertical screw-pin
4. Clamping bars
5. Glass plates
6. Inner buffer chamber
7. Gasket
8. Detachable cooling coil
9. Outer tank
10. Cam-pin caster
11. Ultra-soft casting mat
12. Combs

Colour	CODE	DESCRIPTION	SAMPLE VOLUME PER WELL
Black	VS20-1-0.75	Comb 1 Prep, 1 Marker, 0.75mm thick	1100µl
	VS20-5-0.75	Comb 5 sample, 0.75mm thick	160µl
	VS20-10-0.75	Comb 10 sample, 0.75mm thick	80µl
	VS20-18MC-0.75	Comb 18 sample MC, 0.75mm thick	40µl
	VS20-24-0.75	Comb 24 sample, 0.75mm thick	30µl
	VS20-30-0.75	Comb 30 sample, 0.75mm thick	25µl
	VS20-36MC-0.75	Comb 36 sample MC, 0.75mm thick	20µl
	VS20-48-0.75	Comb 48 sample, 0.75mm thick	15µl
White	VS20-1-1	Comb 1 Prep, 1 Marker, 1mm thick	1500µl
	VS20-5-1	Comb 5 sample, 1mm thick	200µl
	VS20-10-1	Comb 10 sample, 1mm thick	100µl
	VS20-18MC-1	Comb 18 sample MC, 1mm thick	50µl
	VS20-24-1	Comb 24 sample, 1mm thick	40µl
	VS20-30-1	Comb 30 sample, 1mm thick	35µl
	VS20-36MC-1	Comb 36 sample MC, 1mm thick	25µl
	VS20-48-1	Comb 48 sample, 1mm thick	20µl

Colour	CODE	DESCRIPTION	SAMPLE VOLUME PER WELL
Red	VS20-1-1.5	Comb 1 Prep, 1 Marker, 1.5mm thick	2200µl
	VS20-5-1.5	Comb 5 sample, 1.5mm thick	320µl
	VS20-10-1.5	Comb 10 sample, 1.5mm thick	160µl
	VS20-18MC-1.5	Comb 18 sample MC, 1.5mm thick	80µl
	VS20-24-1.5	Comb 24 sample, 1.5mm thick	60µl
	VS20-30-1.5	Comb 30 sample, 1.5mm thick	50µl
	VS20-36MC-1.5	Comb 36 sample MC, 1.5mm thick	40µl
	VS20-48-1.5	Comb 48 sample, 1.5mm thick	30µl
Blue	VS20-1-2	Comb 1 Prep, 1 Marker, 2mm thick	3000µl
	VS20-5-2	Comb 5 sample, 2mm thick	400µl
	VS20-10-2	Comb 10 sample, 2mm thick	200µl
	VS20-18MC-2	Comb 18 sample MC, 2mm thick	100µl
	VS20-24-2	Comb 24 sample, 2mm thick	80µl
	VS20-30-2	Comb 30 sample, 2mm thick	70µl
	VS20-36MC-2	Comb 36 sample MC, 2mm thick	50µl
	VS20-48-2	Comb 48 sample, 2mm thick	40µl



omniPAGE

MaxiWave

The omniPAGE range of Modular Vertical Gel Systems allow multiple electrophoresis techniques to be performed in the same unit. Using the same main tank and lid, three different inserts are interchangeable for PAGE, tube gel and electroblotting techniques.

Each Modular System comprises the Gel Chamber, PAGE Internal Running Module, Casting Base and various accessories. Through the addition of further modules, the packages flexibility is increased to allow Western blotting and Capillary IEF.



ORDERING INFORMATION

VS20WAVECES	Complete Maxi WAVE (20x20cm) Vertical Electrophoresis Modular System , comprising: 1x Maxi WAVE Vertical Unit, VS20WAVESYS (1) which includes: 2x4mm thick notched glass plates, 2x4mm thick plain glass plates with 1mm thick bonded spacers, 1x blanking plate, 2x combs (1mm thick, 24 samples), 1x casting base, silicone mat, cooling pack plus: 1x Electroblotting Module, VS20BI (3) comprising: internal electroblotting module, 4x compression cassettes for gel sizes up to 20x20cm and 18x fibre pads plus: 1x Capillary Electrophoresis Module, VS20DCI (2) which includes: internal running module for tube gels, capillary tubes, blanking plugs and 1x VS20WAVE IEF-KIT: 1 set of plain glass plates with bonded spacers, 0.6x20cm (WxH); and 2x 2-D combs with one 3.5mm marker lane and one 18cm preparatory well		
VS20WAVEC2DS	Complete Maxi WAVE 2-D System , comprising: 1x Maxi WAVE Vertical Unit, VS20WAVESYS (1) which includes: 2x4mm thick notched glass plates, 2x4mm thick plain glass plates with 1mm thick bonded spacers, 1x blanking plate, 2x combs (1mm thick 24 samples), 1x casting base, silicone mat, cooling pack plus: 1x Capillary Electrophoresis Module, VS20DCI (2) which includes: internal running module for tube gels, capillary tubes, blanking plugs and 1x VS20WAVE-IEF-KIT: 1 set of plain glass plates with bonded spacers, 0.6x20cm (WxH); and 2x 2-D combs with one 3.5mm marker lane and one 18cm preparatory well		
VS20CBS	Complete Maxi WAVE (20 x 20cm) Vertical Electrophoresis & Blotting System , comprising: 1x Maxi WAVE Vertical Unit, VS20WAVESYS (1) which includes: 2x4mm thick notched glass plates, 2x4mm thick plain glass plates with 1mm thick bonded spacers, 1x blanking plate, 2x combs (1mm thick, 24 samples), 1x casting base, silicone mat, cooling pack plus: 1x Electroblotting Module, VS20BI (3) comprising: internal electroblotting module, 4x compression cassettes for gel sizes up to 20x20cm and 6x fibre pads		
VS20CBS-HI	Complete Maxi WAVE (20 x 20cm) Vertical Electrophoresis & High Intensity Blotting System , comprising: 1x Maxi WAVE Vertical Unit, VS20WAVESYS (1) which includes: 2x4mm thick notched glass plates, 2x4mm thick plain glass plates with 1mm thick bonded spacers, 1x blanking plate, 2x combs (1mm thick, 24 samples), 1x casting base, silicone mat, cooling pack, plus: 1x High Intensity Electroblotting Module, SB20BI-HI (4) which includes: internal electroblotting module, 2x compression cassettes for gel sizes up to 20x20cm and 6x fibre pads		
SB20	omniBlot Maxi 20 x 20cm Blotting System	VS20BI	omniBlot Maxi Insert, including 4x cassettes, 18x foam pads
VS20BI-HI	omniBlot Maxi High Intensity Insert, includes 1x cassette, 6x fibre pads		

omniPAGE Vertical Gel Chambers can accommodate a wide variety of casting combs. Standard options are shown below, while custom combs can be manufactured on request. To select a comb, just add the desired thickness to the end of the comb code to get the complete ordering code, for example, VS10-4-1 is a 1 mm thick comb and VS20-24-1.5 is a 1.5 mm comb. Well volume shown below is for 1mm thick combs, except for Sharks Tooth combs which are 0.25mm. For volume of other thicknesses, please refer to the Cleaver Scientific website.

Colour-coded combs for the multiSUB are available in 4 thicknesses,

Black – 0.75mm for tightly resolved bands **White** – 1mm supplied as standard
Red – 1.5mm to maximise sample volume **Blue** – 2mm to maximise sample volume

Black and white combs recommended for high resolution gels and publication quality data; red and blue to scale-up nucleic acid volumes for preparatory techniques.

NOTE: volume refers to maximum well volume of the longer tooth

mini



VS10-1-1, (650µl)



VS10-5-1, (100µl)



VS10-8MC-1, (60µl)




VS10-9-1, (50µl)



VS10-10-1, (40µl)



VS10-12-1, (35µl)




VS10-16-1, (25µl)

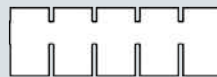


VS10-20-1, (20µl)

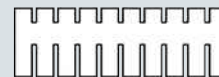
mini wide and maxi wave



VS20-1-1, (1500µl)



VS20-5-1, (1200µl)



VS20-10-1, (100µl)



VS20-18MC-1, (50µl)



VS20-24-1, (40µl)



VS20-30-1, (35µl)



VS20-36-1, (25µl)



VS20-48-1, (20µl)

maxi plus



VS30-1-1, (2250µl)



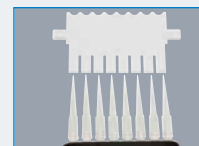
VS30-28-1, (80µl)




VS30-56-1, (40µl)



VS30-75-1, (25µl)



MC = fits multichannel pipettes



MCSS = fits multichannel loading every second well

large format



CSQ20-1-24SQT, (40µl)



CSQ20-0.25-24, (7µl)



CSQ20-1-48SQT, (20µl)



CSQ20-0.25-48, (3µl)



CSQ33-1-48SQT, (35µl)



CSQ33-0.25-48, (7µl)



CSQ233-1-80SQT, (20µl)



CSQ33-0.25-96, (3µl)



omniPAGE Gradient Mixers

Ideal for Caesium, Sucrose and Gel gradients the Gradient Mixer series comprises two chambers - a reservoir and a mixing chamber with an interconnecting valve. A second valve regulates the output flow from the mixing chamber. All mixers have a flat base which allows them to be placed on a magnetic stirrer. A magnetic stirring bar can be placed directly in the mixing chamber to ensure a constant gradient. The support rod allows the mixer to be fixed to a retort stand for extra stability.




KEY FEATURES

- Leak proof seals
- Easy to use
- Compatible with vertical gel chambers

Multiple Gel Casters

Advance casting of multiple mini and maxi gels can help to achieve consistent results between runs. These multiple gel casting systems are tailored for use with omniPAGE mini and omniPAGE maxi vertical electrophoresis units: two models, 6 and 12 capacities. Fewer gels can be poured if required using the acrylic saver blocks supplied with each system. The fixed hinged clamps allows the gel sandwich to be adjusted to the correct pressure irrespective of the number or the thickness of gels being poured. Separation sheets allow the easy separation of the glass plates after pouring.



microcapillary gel loading tips

microcapillary



Gel-Loading Pipette Tips are designed for sample loading of electrophoresis gels. They provide positive-displacement accuracy and reproducibility using most single channel air-displacement pipettors. They comprise three styles, each featuring a flexible, 33mm long, 5µl microcapillary tube sections:

- Round-shaft Tip, with 0.57mm OD tube end - these greatly improve loading techniques for 0.75, 1.0 and 1.5mm PAGE gels.
- Intermediate 0.37mm OD flat Tip is ideal for loading 0.4mm sequencing gels.
- Ultra-thin 0.17mm OD ultra-flat Tip is perfect for loading 0.2mm wedge-spacer gels.
- Other gel-loading tips are available, please visit the website

KEY FEATURES

- Round and flat tip options to suit user preference
- Racks feature a patented lid-lock design for easy, one-hand operation
- Low-binding resin reduces sample loss and enhances sample delivery
- Compatible with most standard research laboratory pipettors
- Certified RNase, DNase, DNA, and PCR inhibitor-free
- All items packaged in multichannel-friendly, standard 96-tip racks



ORDERING INFORMATION

GRADIENT MIXERS

CSL-GM15	15ml Gradient Mixer	CSL-GM100	100ml Gradient Mixer
CSL-GM25	25ml Gradient Mixer	CSL-GM500	500ml Gradient Mixer
CSL-GM50	50ml Gradient Mixer		

MULTI VERTICAL GEL CASTERS

CSL-6CAST	6 gel caster for 8 x 10cm or 10 x 10cm mini gels	CSL-12CAST	12 gel caster for 8 x 10cm or 10 x 10cm mini gels
-----------	--	------------	---

GEL LOADING TIPS, PACKAGING: 2 RACKS OF 96/PACK, 5 Pk/CASE

Part Number	Volume	Orifice Style	Tip Length	Outer Diameter	Part Number	Volume	Orifice Style	Tip Length	Outer Diameter
4817-00	10µl	Round	52mm	0.57mm	4847-00	200µl	Round	68mm	0.57mm
4817-0A	10µl	Flat	52mm	0.37mm	4837-00	200µl	Round	83mm	0.57mm
4817-0B	10µl	Flat	52mm	0.17mm	4837-0B	200µl	Flat	83mm	0.17mm

OTHER GEL LOADING TIPS AVAILABLE. PLEASE SEE WEB SITE.



omniPAGE Maxi Plus


The Maxi Plus unit provides a convenient solution for the second stage of 2-D electrophoresis.

The 26cm active gel width provides a large gel area to resolve large IEF strips. In combination with the IEF system, this offers a complete package for 2-D electrophoresis. The unit utilises the omniPAGE advanced design features to provide convenient ease of use with high resolution separations.


Rapid set up cooling retains resolution in extended separations and also saves on buffer volume without affecting run quality. Four gels can be resolved per run. A wide range of accessories is available to allow easy transition between 2-D and standard vertical electrophoresis techniques. In particular different types of 2-D comb allow a wide degree of versatility in sample selection and gel set-up.

KEY FEATURES

- Ideal for second dimension electrophoresis
- Accepts strips up to 26cm in length
- Rapid set up coolpacks for enhanced resolution



FOR IEF SYSTEM, SEE PAGE 56



Western Blotting Module, VS30BI

ORDERING INFORMATION

VS30D	omniPAGE MAXIPLUS, 30 x 22cm Dual with Glass Plates with bonded 1.5mm spacers, 2 x 28 sample combs, 2 x 2-D combs, cooling pack, blanking plate
VS30DSYS	omniPAGE MAXIPLUS , as above with Casting Base
VS30BI	omniPAGE MAXI Blot Plus Module - includes 4 cassettes and 8 fibre pads
VS30DCAST	30 x 22cm Dual Casting Base
VS30DCASTM	Replacement Silicone Mat for 30 x 22cm Casting Base
VS30DIRM	Inner Running Module
VS30ICB	Maxi Cooling Pack
VS30-x-LG	Loading guides for omniPAGE MAXI combs, x = comb well number
VS30NG	30 x 22cm Notched Glass Plates 4mm thick (pk/2)
VS30PG	30 x 22cm Plain Glass Plates 4mm thick (pk/2)
VS30NGS0.75	30 x 22cm Notched Glass Plates with 0.75mm Bonded Spacers (pk/2)
VS30PGS0.75	30 x 22cm Plain Glass Plates with 0.75mm Bonded Spacers (pk/2)
VS30NGS1	30 x 22cm Notched Glass Plates with 1mm Bonded Spacers (pk/2)
VS30PGS1	30 x 22cm Plain Glass Plates with 1mm Bonded Spacers (pk/2)
VS30PGS1.5	30 x 22cm Plain Glass Plates with 1.5mm Bonded Spacers (pk/2)
VS30PGS2	30 x 22cm Plain Glass Plates with 2mm Bonded Spacers (pk/2)
VS30DP	Blanking Plate, 30 x 22cm
VS30S0.75	22cm Spacers - 0.75mm (pk/2)
VS30S1	22cm Spacers - 1mm thick (pk/2)
VS30S1.5	22cm Spacers - 1.5mm thick (pk/2)
VS30S2	22cm Spacers - 2mm thick (pk/2)

Colour	CODE	DESCRIPTION	SAMPLE VOLUME PER WELL	Colour	CODE	DESCRIPTION	SAMPLE VOLUME PER WELL
	VS30-1-1	Comb 1 Prep, 1 Marker, 1mm thick	2250µl		VS30-1-1.5	Comb 1 Prep, 1 Marker, 1.5mm thick	3375µl
	VS30-28MC-1	Comb 28 sample, 1mm thick MC compatible	80µl		VS30-28MC-1.5	Comb 28 sample, 1.5mm thick MC compatible	120µl
	VS30-56MC-1	Comb 56 sample, 1mm thick MC compatible	40µl		VS30-56MC-1.5	Comb 56 sample, 1.5mm thick MC compatible	60µl
	VS30-75MC-1	Comb 75 sample, 1mm thick MC compatible	25µl		VS30-75MC-1.5	Comb 75 sample, 1.5mm thick MC compatible	37µl

COMBS ALSO AVAILABLE IN OTHER THICKNESSES AND SAMPLE NUMBER, PLEASE INQUIRE

MC = multichannel pipette compatible



Blot Transfer Systems

Electroblotting is a technique to immobilise proteins or nucleic acids on a solid membrane support. Samples are then detected using specific antibodies, ligands or nucleic acid probes that bind to individual proteins or nucleic acid sequences. This allows identification, quantification or interaction studies of proteins and nucleic acid from various samples, and makes it a powerful technique in proteomics and genomics.

Cleaver Scientific offers four types of system:

MODULAR ELECTROBLOTTERS – combine PAGE and transfer techniques within the same tank. These options are shown in the PAGE vertical sections

TANK TRANSFER SYSTEMS – available with either plate or wire electrodes, support efficient, quantitative transfers over a wide molecular weight range. Plate electrode systems are faster through greater field strength; wire electrodes are more economical, consuming less current and generating less heat.

SEMI-DRY TRANSFER SYSTEMS – perfect for rapid, high-intensity transfers of mid-range proteins, 10-100kD in size.


MICROFILTRATION (DOT AND SLOT BLOTTING) – does not require electrophoresis and is used to determine the working conditions for a new blotting assay, antibody titres and antibody-antigen specificity. Also suitable for nucleic acids

Electroblotters

Designed primarily for wet electroblotting of proteins, these Electroblotters offer a combination of increased capacity with economy saving features.

Both units, Mini 10 x 10cm and Maxi 20 x 20cm, have increased capacity over standard systems with up to five gel blot cassettes utilised at any one time. This is especially useful in high throughput laboratories.

A uniform electric field is provided by a high intensity coiled electrode and ensures uniform transfer across the blot surface. The cassette's open architecture ensures the maximum blot area allows direct transfer of current. Its rigid construction ensures contact between the gel and membrane is retained throughout the blot and an even pressure is maintained. These units are compatible with magnetic stirrers to aid heat dispersal and prevent pH drifts in the buffer due to incomplete buffer mixing. Each system includes a cooling pack to further enhance transfer efficiency by removing excess heat. This also saves on buffer for added economy.



double hinged cassettes for added convenience

KEY FEATURES

- Ideal for wet electroblotting of proteins - Western blotting
- Up to five gel blot cassettes utilised at any one time
- Hinged cassettes for added convenience
- Accommodates gel thicknesses from 0.25 up to 3mm

TECHNICAL SPECIFICATIONS

		Mini	Maxi
Unit dimensions (W x D x H)		19 x 13 x 19cm	24 x 16 x 26cm
Max. sample capacity	Mini	5 Blots, 10 x 10cm	
	Maxi	5 Blots, 20 x 20cm 20 Blots, 10 x 10cm	
Buffer volume	Mini	Min 1000ml; Max 1500ml	
	Maxi	Min 4300ml; Max 6000ml	

ORDERING INFORMATION

EBM10	Mini ElectroBlotter , 10 x 10cm System for five cassettes, with tank and lid, 5x cassettes, 12x fibre pads and cooling pack	SB10C	Mini Cassette
		SB10F	Fibre pads - pk/8
EBM20	Maxi ElectroBlotter , 20 x 20cm System for five cassettes, with tank and lid, 5x cassettes, 12x fibre pads and cooling pack	SB20C	Maxi Cassette
		SB20F	Fibre pads - pk/6

Semi Dry Blotters

These Semi Dry Blotters offer rapid transfer times for DNA, RNA and protein blotting - typically 15 to 30 minutes.

All units can be used for all types of blotting: western, southern and northern via uncomplicated buffer and set up procedures and are compatible with gel thicknesses from 0.25 up to 10mm without the need for additional equipment.

Semi Dry Blotting has the added benefit of economic transfers due to very low buffer volumes - typically only a few millilitres of buffer are required per transfer. The electrodes, comprising platinum coated anode and stainless steel cathode, will exhibit practically no corrosion and so provide many years of trouble free use. Uniform heat dispersion across the blot sandwich ensures stable transfer times and no heat induced sample loss or transfer distortions.



KEY FEATURES

- Rapid transfer times
- Western, Southern and Northern Blots
- Economic Transfers due to very low buffer volumes
- Screw down lid - accommodates gels from 0.25 up to 10mm
- Uniform heat dispersion

Dot and Slot

Dot Blot and Slot Blot microfiltration manifolds are designed for DNA and RNA filter blot hybridisations and immunological (Ag/Ab) screening applications.

Machined from high density acrylic, their precision lapped mating surfaces and leak proof gasket ensures uniform filter contact, preventing lateral transfer of samples- smudging - by ensuring that a complete vacuum is formed. A permanent filter template is provided with each manifold to simplify the cutting of filters to the exact size. A vacuum of approximately 600mm Hg (0.8 Bar) is required during sample application. Four configurations are available for 24 & 48 for slots and 48 & 96 wells for dots in the configuration of standard microplates. Each well is alpha-numerically grid referenced for easy identification.

KEY FEATURES

- Low cost
- Easy assembly
- Alpha-numeric sample identification
- Four sample configurations



Model	CSL-D48	CSL-D96	CSL-S24	CSL-S48
Configuration	3 x 16	8 x 12	2 x 12	3 x 16
Size of well 12mm deep	6mm diameter 12mm deep	6mm diameter 12mm deep	6 x 0.5mm 12mm deep	6 x 0.5mm
Vacuum required	----- 600mm Hg 0.8 BAR with cold trap -----			
Unit dimensions	6x9.5x10cm	6x10.5x14cm	6x7.4x8.3cm	6x9.5x10cm
Membranes size required	12.1 x 4.4cm	11 x 7.4cm	12.1 x 4.4cm	12.1 x 4.4cm

ORDERING INFORMATION

SEMI DRY BLOTTERS

SD10	Semi Dry Mini, 10 x 10cm System	SD20	Semi Dry Midi, 20 x 20cm System
SD10-PP3AMP	Semi Dry Mini SD10 and 3Amp Power Supply, POWERPRO3AMP	SD20-PP3AMP	Semi Dry Midi SD20 and 3Amp Power Supply, POWERPRO3AMP

DOT & SLOT BLOTTERS

CSL-D48	48-well Dot Blot Manifold, 3 x 16 array	CSL-S24	24-well Slot Blot Manifold, 2 x 12 array
CSL-D96	96-well Dot Blot Manifold, 8 x 12 array	CSL-S48	48-well Slot Blot Manifold, 3 x 16 array



PAGE and Blotting Buffers

Buffers are available in powder sachets for a range of native and denaturing protein gel electrophoresis techniques and Western blotting.

Each powder sachet may be reconstituted to make 1 litre of 10X stock solution. Running buffers are also available in 1 litre and 5 litre volumes as ready made 10X stock solutions.

KEY FEATURES

- Convenient, pre-made stock solution or powder – just dilute or dissolve as necessary with water
- Save time & trouble – no weighing, pH adjustment or need to stock individual compounds
- Long shelf-life
- Consistency assured – rigorous QC for reproducible separations



TECHNICAL SPECIFICATIONS

Powder Buffer	Composition	Applications
Tris-Glycine SDS	Each litre of 1x working solution contains: Tris-base (25mM); glycine (192mM); SDS, 0.1% (w/v); followed by distilled water. Working solution pH = 8.3.	Denaturing SDS-PAGE for most cellular proteins, 10- 200kDa in size
Tris-Glycine (Towbin Buffer)	Each litre of 1x working solution contains: Tris-base (25mM); glycine (192mM); followed by distilled water. Working solution pH = 8.3.	Native PAGE or Transfer buffer (with addition of methanol- sup- pH = 8.3.

BP Grade ultra pure water

BP Grade Sterile Water has endotoxins removed by electrostatic filtration at the final purification stage prior to autoclaving. The LAL tested water conforms to the standard having less than <0.25EU/ml to ensure the water is of pre-requisite quality. This product is therefore pyrogen free. CFU>0 WFi compatible.

Ponceau S

Ponceau S staining solution is reusable and available in a convenient 500ml volume for membrane staining and early protein detection following transfer before western blotting. Ponceau S may also be supplied a powder staining kit for long-term storage.

ORDERING INFORMATION

POWDER BUFFERS

CSL-TGSDSP	Powdered Tris-Glycine-SDS Running buffer 10X stock
CSL-TGP	Powdered Tris-Glycine buffer 10X stock

CSL-PSS	Ponceau S staining solution (500ml)
UPW1000	BP Grade Sterile Water, 1000ml
RFW250	RNase-Free Water, 1x250ml

LIQUID BUFFERS

TG10X1L	Buffer Tris-Glycine 10 x 1 litre
TG10X5L	Buffer Tris-Glycine 10 x 5 litre
TG-SDS10X1L	Buffer Tris-Glycine SDS 10 x 1 litre
TG-SDS10X5L	Buffer Tris-Glycine SDS 10 x 5 litre
CSL-PSB	Ponceau S staining solution powder staining kit (makes 2000ml)
RFW50X5	RNase-Free Water, 50x5ml

Protein Markers


Stable for up to 2 years if stored at -20°C and supplied pre-stained in gel loading buffer for direct loading, Cleaver Scientific PINK Plus and BLUE Wide Range recombinant protein markers are perfect for SDS-PAGE applications.

Sizes range from 10-175kDa for PINK Plus and 10-245kDa for BLUE Wide Range, making both markers suitable for accurate molecular weight determination of most cellular proteins.

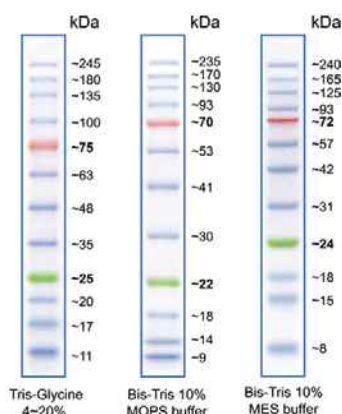
Each marker is covalently bound to a pink or blue colour chromophore to produce a ladder of evenly interspersed bands of uniform intensity. Coloured reference bands serve as visual indicators of electrophoresis run progression and the efficiency of western transfer onto membranes following SDS-PAGE. Both PINK Plus and BLUE Wide Range markers can be detected at volumes as low as 2.5µl per well.

TECHNICAL SPECIFICATIONS

Cat. No.	CSL-PPL	CSL-BBL
Size Range	10-175kDa	10-245kDa
Number of Bands	11	12
Reference Bands	10, 40 and 90kDa; blue	25 and 75kDa; green & red
Contents	maximum 2.2mg total protein in 15% (v/v) glycerol, 2% SDS	maximum 2.4mg total protein in 15% (v/v) glycerol, 2% SDS
Volume Supplied	500µl	500µl
Storage	3 months at 4°C & 24 months at -20°C	
Loading Volume	2.5-5µl/well	
Number of Applications	100-200	
Source	recombinant proteins, various sources	



PPL Pink Plus



BBL Blue Wide Range

Blotting membranes

Used in Western blotting, Slot and Dot blotting, Southern and Northern blotting. PVDF with nitrocellulose (proteins) and nylon (RNA and DNA) membranes are available for different application needs and in different formats. Membranes are supplied in sheet form and as a 3m. roll which can be cut to size to fit experimental needs. These membranes are suitable for transfer of proteins and nucleic acids from polyacrylamide and agarose gels. Offered in 0.2µm and 0.45µm.

Blot absorbent filter paper

This blot-absorbent filter paper is supplied in packs of 50 and in sizes of 10x10cm and 20x20cm. Its 1mm thick texture and high buffer retention properties, being able to absorb twice its own weight in buffer, allow it to exert the gel-membrane compression needed for efficient transfers.

ORDERING INFORMATION

PROTEIN MARKERS

CSL-PPL	Pink Plus Prestained Protein Ladder, 10-175kDa, with 10, 40 & 90kDa reference bands, 1x 500µl vial.	CSL-BBL	Blue Wide Range Prestained Protein Ladder, 10-245kDa, with 25 & 75kDa reference bands, 1x 500µl vial.
---------	---	---------	---

BLOTTING MEMBRANES AND ROLLS

CSL-RNC45	Nitrocellulose roll, 0.3x3m (w x l), 0.45µm	CSL-RNY45	Positively charged supported nylon, 0.24x3m (w x l)
CSL-RNC2	Nitrocellulose roll, 0.3x3m (w x l), 0.2µm	CSL-RNY2	Positively charged supported nylon, 0.24x3m (w x l)
PVDF0.2S	25 Pre-cut PVDF 20 x 20 cm 0.2µm	PVDF0.2R	Roll PVDF 24 cm x 3 m, 0.2µm
PVDF0.45S	25 Pre-cut PVDF 20 x 20 cm 0.45µm	PVDF0.45R	Roll PVDF 24 cm x 3m, 0.45µm

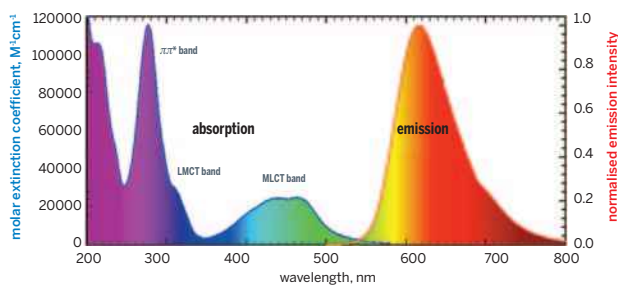
BLOT ABSORBENT FILTER PAPER

CSL-BP1010	Blot-Absorbent Filter paper, 10x10cm, pack of 50	CSL-BP2020	Blot-Absorbent Filter paper, 20x20cm, pack of 50
------------	--	------------	--



Protein Gel Staining

EZEE RubyPro is a ready to use kit for rapid and sensitive protein staining of 1D and 2D SDS PAGE gels. It enables high contrast and optimal visualization and quantitation of proteins. The staining procedure is a simple 220 minute, three step protocol. The fluorescent stain involves simple dye-binding mechanisms rather than chemical reactions that could alter protein functional groups. Thus, downstream applications are not affected and after staining, proteins can be analysed by mass spectrometry directly. The dye has optimal excitation at 302 and 470 nm, with maximum emission at approximately 610 nm. EZEE RubyPro can be excited with UV-light transilluminator, 405, 445, 473-488 nm laser sources or 470nm blue LED light source.



KEY FEATURES

- High purity dye: >98%
- Optimal signal to background ratio
- Strong, uniform and reproducible signal from 0.2ng to 10ng protein
- Fast staining protocol (220 min)
- Convenient: ready to use kit - fixing and de-staining solutions included in the kit
- Mass spectrometry compatible

EZEE UltraBlue is a sensitive, safe and environmentally friendly protein stain compatible with mass spectrometry. EZEE UltraBlue is an enhanced Coomassie-based protein stain formulated for fast and sensitive protein detection without the involvement of hazardous chemicals such as methanol and acetic acid. Protein detection limits are as low as 10ng and visualization can be achieved in less than 1 hour

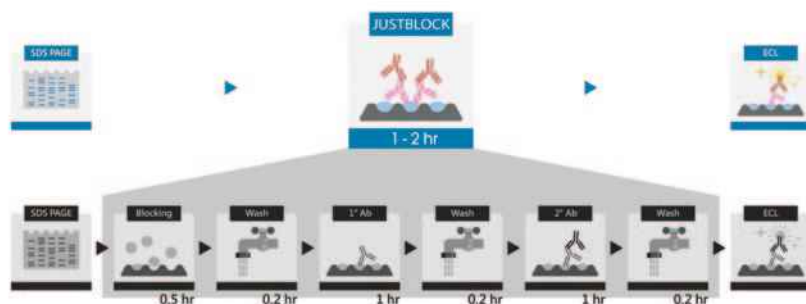
KEY FEATURES

- Applications includes: native PAGE, SDSPAGE, isoelectric focusing, and 2D gels
- Sensitive – detection of protein concentration as low as 10 ng
- Speed - optimal protein bands visualization within 10 minutes
- Safe - absence of hazardous chemicals such as methanol, acetic acid, and other toxic agents

Blocking Buffer

JUSTBLOCK is an all-in-one blocking solution for Western blot analysis. By all-in-one we refer to its capability to perform in only one step, blocking, primary and secondary antibodies hybridization as well as enhancing the signal developed from HRP (horseradish peroxidase) or AP (alkaline phosphatase) substrates. JUSTBLOCK therefore functions as both blocker and enhancer in Western analysis

JUSTBLOCK: Western Blocking Solution and Signal Enhancer



KEY FEATURES

- Time-saving 3 steps in one: Block the membrane and dilute 1° & 2° Abs in one step
- Enhance antibody signal: It shows a two- to five-fold increase in signal intensity for most protein targets, enabling low concentration proteins to be detected
- Universal antibody diluent: Ready-to-use dilution buffer for most 1° & 2° Abs
- Effective with any ECL substrates: the signal can be developed with both HRP (horseradish peroxidase) and AP (alkaline phosphatase) substrates
- Compatible with PVDF & NC membrane: Regardless of the pore size, JUSTBLOCK minimises the background from non-specific protein binding
- Improve protein detection: Improve the binding process of target proteins, so that specific antibodies can bind more effectively

ORDERING INFORMATION

PROTEIN GEL STAINING


RubyProS	EZEE Rubypro protein staining kit: Regent A 50ml & Reagent B 50ml; total 100ml
RubyProL	EZEE Rubypro protein staining kit: Regent A 250ml & Reagent B 250ml; total 500ml
BLUEPRO	EZEE UltraBlue protein staining solution, 500ml

BLOCKING BUFFER

JUSTBLOCK	EZEE JUSTBLOCK Western Blocking solution and signal enhancer, 500ml
-----------	---

ECL Substrates for Western Blotting

The Lumi range of ECL substrates are luminol-based enhanced chemiluminescent substrates which produce sensitive signals and are compatible with antibodies conjugated with horseradish peroxidase (HRP).



For more information on Enhanced Chemiluminescence Reagents

LumiGO is an ECL substrate with stable light output for low picogram detection level. The formulation provides a low background for a high signal to noise ratio.

Recommended antibodies dilutions

Primary: 1:500 - 1:5,000
 Secondary: 1:20,000 - 1:100,000
 (from 1 mg/mL stock solution)

KEY FEATURES

- Low picogram detection
- Long signal duration
- Working solution stable for at least three days
- The best entry level ECL substrate on the market
- Stable for 1 year at room temperature. Product is shipped at ambient temperature

LumiPRO is our top performance product with an extremely high signal intensity and stable light output for low femtogram detection level. The formulation provides a low background for a high signal to noise ratio.

Recommended antibodies dilutions

Primary: 1:5,000 - 1:100,000
 Secondary: 1:100,000 - 1:500,000
 (from 1 mg/mL stock solution)

KEY FEATURES

- Low femtogram detection
- The ECL substrate with the highest signal on the market
- Working solution stable for at least three days
- Low antibody consumption to save money
- Working solution stable for three days at least 8 hours
- Stable for 1 year at room temperature. Product is shipped at ambient temperature

ORDERING INFORMATION

ECLONE	LumiGO ECL substrate kit: 125ml Luminol/enhancer solution (A); 125ml Peroxide solution (B)
ECLULTRA	LumiPRO ECL substrate kit: 50ml Luminol/enhancer solution (A); 50ml Peroxide solution (B)



vertical system packages



CVS10TETRAD, see pages 34-35



CVS10TETRAD1CBS, see page 36



CVS10DSYS-PP300, see pages 34-35, 61



CVS10CBS-PP300, see pages 36, 61



WAVETETRAD1, see pages 38-39



WAVETETRAD1-PP500, see pages 40, 61

ORDERING INFORMATION

CVS10TETRAD0.75	OmniPAGE TETRAD Mini-Protein Electrophoresis Package for 0.75mm self-cast gels, incl: CVS10DSYS-CU, VS10-12-0.75, VS10PGS0.75, VS10NG, VS10NGS0.75
CVS10TETRAD1	OmniPAGE TETRAD Mini-Protein Electrophoresis Package for 1mm self-cast gels, incl: CVS10DSYS-CU, VS10-12-1, VS10PGS1, VS10NG, VS10NGS1
CVS10TETRAD1.5	OmniPAGE TETRAD Mini-Protein Electrophoresis Package for 1.5mm self-cast gels, incl: CVS10DSYS-CU, VS10-12-1.5, VS10PGS1.5, VS10NG, VS10NGS1.5
CVS10TETRAD2	OmniPAGE TETRAD Mini-Protein Electrophoresis Package for 2mm self-cast gels, incl: CVS10DSYS-CU, VS10-12-2, VS10PGS2, VS10NG, VS10NGS2
CVS10TETRAD0.75CBS	OmniPAGE TETRAD with interchangeable 4-blot module, incl: CVS10TETRAD0.75, VS10BI
CVS10TETRAD1CBS	OmniPAGE TETRAD with interchangeable 4-blot module, incl: CVS10TETRAD1, VS10BI
CVS10TETRAD1.5CBS	OmniPAGE TETRAD with interchangeable 4-blot module, incl: CVS10TETRAD1.5, VS10BI
CVS10TETRAD2CBS	OmniPAGE TETRAD with interchangeable 4-blot module, incl: CVS10TETRAD2, VS10BI
CVS10DSYS-PP300	Pre-cast and Hand cast Gel Mini-Vertical Electrophoresis Package , incl: CVS10DSYS, POWERPRO300
CVS10CBS-PP300	Mini-vertical, Power Supply and Blotting Package , incl: CVS10CBS, POWERPRO300
WAVETETRAD1	VS20WAVE-CU, 2 X VS20NGS1 & 2 X VS20-24-1
WAVETETRAD1-PP500	WAVETETRAD1 & POWERPRO500



MSMINIDUO-NANO300, see pages 12, 62



MSMIDIDUO-NANO300, see pages 13, 62



MSCHOICETRIO-PP300, see pages 14, 61



MSMAXIDUO-PP300, see pages 15, 61



MSSCREENTRIO-PP500, see pages 16, 61



MSMIDI96-PP300, see page 20, 61

For those planning to purchase multiple items for specific projects or techniques, Cleaver Scientific Packages offer excellent value. If you don't see one to suit your needs, please contact us, we may be able to construct one just for you.



Electrophoresis Starter Kits comprises DNA Ladder, 100g Agarose, Powdered Tris-Borate-EDTA Running Buffer and Bromophenol Blue Loading Dye

ORDERING INFORMATION

MSMINIDUO-NANO300	Mini Horizontal Electrophoresis Package, incl: MSMINIDUO & nanoPAC-300
MSMINIDUO-NANO300KIT	Mini Horizontal Electrophoresis Package with Starter Kit, incl: MSMINIDUO-NANO300, CSL-LOADDYE, CSL-MDNA-1kb, CSL-AG100, CSL-TBEP
MSMIDIDUO-NANO300	Midi Horizontal Electrophoresis Package, incl: MSMIDIDUO & nanoPAC-300
MSMIDIDUO-NANO300KIT	Midi Horizontal Electrophoresis Package with Starter Kit, incl: MSMIDIDUO-NANO300KIT, CSL-LOADDYE, CSL-MDNA-1kb, CSL-AG100, CSL-TBEP
MSCHOICETRIO-PP300	Choice Horizontal Electrophoresis Package, incl: MSCHOICETRIO + PP300V
MSCHOICETRIO-PP300KIT	Choice Horizontal Electrophoresis Package with Starter Kit, incl: MSCHOICETRIO, PP300V, CSL-LOADDYE, CSL-MDNA-1kb, CSL-AG100, CSL-TBEP
MSMAXIDUO-PP300	Maxi Horizontal Electrophoresis Package, incl: MSMAXIDUO + PP300V
MSMAXIDUO-PP300KIT	Maxi Horizontal Electrophoresis Package with Starter Kit, incl: MSMAXIDUO, PP300V, CSL-LOADDYE, CSL-MDNA-1kb, CSL-AG100, CSL-TBEP
MSSCREENTRIO-PP500	Screen Horizontal Electrophoresis Package, incl: MSSCREENTRIO + PP500V
MSMIDI96-PP300	Midi96 Horizontal Electrophoresis Package, incl: MSMIDI96 + PP300V
MSMIDI96-PP300KIT	Midi96 Horizontal Electrophoresis Package with Starter Kit, incl: MSMIDI96, PP300V, CSL-LOADDYE, CSL-MDNA-1kb, CSL-AG100, CSL-TBEP

COMET ASSAY

COMET assay tanks are available in three sizes to study single cell gel electrophoresis (SCGE), a technique made popular by drug toxicology and carcinogenesis studies for the detection and quantification of DNA damage in cells.

Each tank's robust construction from black acrylic ensures that cells remain free of exposure to background light and DNA damage during electrophoresis, while a cooled central platform† provides a convenient surface for slide preparation and control of slide temperature during the assay. Following electrophoresis, DNA damage may be measured using Comet Assay scoring software.

HOW IT WORKS

Quantifying DNA damage and repair in drug development applications and Reproductive science.

- Overview: Following genotoxic insult, such as ionizing radiation, the resultant strand breakage of supercoiled duplex DNA reduces the size of the large genomic DNA from which these strands are separated or drawn out by electrophoresis. The genomic DNA then takes on the appearance of a 'comet' as its negatively charged broken ends and fragments migrate towards the anode during electrophoresis.
- Method: After exposure to a genotoxic insult cells are suspended within low melting point agarose and embedded within a thin layer of agarose on a microscope slide. Cellular protein is then removed by lysis in detergent, when DNA is allowed to unwind in alkaline conditions before electrophoresis. The DNA is electrophoresed, stained and then analysed using fluorescent microscopy and imaging software.



- Slide carriers eliminate manual handling, decreasing errors and assay time
- Staining dishes for batch-treatment of slides during the lysis, neutralisation, staining and washing steps
- Black acrylic construction ensures reduced exposure to background light and potential DNA damage

For COMET assay cooling we recommend the CSL-CHILLER. This CHILLER is ready assembled with the thermostat mounted on the refrigerator and supplied with insulated tubing and clips to form a system ready to use. A simple-to-use rotor dial plus two keys provide access to the interactive interface for fast, accurate set-up.


TECHNICAL SPECIFICATIONS			
Temperature range	-25 to 100°C	Pump flow rate	17 L/min (max.)
Stability (water @ 10°C)	± 0.1°C	No. stored temp. values	3
Uniformity (water @ 10°C)	± 0.1°C	Safety over-temperature	adjustable cut-out
Setting resolution	0.1°C	Heater power 230 V	1.3 kW
Display	4 digit LED	Height above tank rim	200mm
Timer function	1min to 99hrs 59mins	Depth below tank rim	135mm



High specification Chiller

TECHNICAL SPECIFICATIONS			
	CSL-COM10	CSL-COM20	CSL-COM40
SLIDE CAPACITY	10	20	40
UNIT DIMENSIONS (W X L X H)	17x34x9cm	31x34x9cm	33x59x9cm
VOLUME	550ML	1000ML	2100ML

This Chilling Plate is custom designed and manufactured specifically for Comet Assay. The Chilling Plate can accommodate 26 Comet assay slides and assists in the Comet Assay process by allowing a rapid solidification of the low melting point agarose on the Comet Assay slides and facilitates easy retrieval of the slides once the agarose gels are solid.



ORDERING INFORMATION

CSL-COM10*	Comet Assay Tank for 10 Slides	CSL-CHILLPLATE	Chill Plate for 26 Comet Assay Slides
CSL-COM20*	Comet Assay Tank for 20 Slides	COMRAC-25	Vertical Slide carrier for 25 slides, pk/1
CSL-COM40*	Comet Assay Tank for 40 Slides	STAINDISH	Ebony treatment dish, pk/1
CSL-CHILLER†	Chiller Unit for active slide temperature control	STAINDISH4X	Ebony treatment dish, pk/4

* Please note that these units do not include stain dishes or racks; † Chiller is required

† For 110V units add \$ to the order code

Cellulose acetate electrophoresis is an important technique in clinical diagnostics. The Cleaver Scientific range of cellulose acetate products offers a complete system solution for research and clinical cellulose acetate electrophoresis applications. CellasGEL includes both equipment and consumables to assist in the research and diagnosis of specific disease states.

The ideal tank for standard 'dry' membrane and 'wet' gel cellulose acetate techniques, the Cellas electrophoresis system is designed and built to our high quality standard to address both routine clinical and research requirements. Two adjustable supports, which can be positioned anywhere within the tank, readily accommodate different lengths of dry cellulose acetate membrane to a maximum 20cm.



KEY FEATURES

Qualitative identification and quantification of Hb variants. Finding abnormalities of Hb synthesis like sickle cell disorders, thalassaemias etc.

- Ready kit available for the analysis of Hemoglobin; serum proteins; Lipoproteins; Immunofixation Electrophoresis (IFE)
- Compact high resolution system for clinical electrophoresis
- Accommodates strips and gels up to 24x20cm
- Densitometer software and scanner available

ORDERING INFORMATION, CELLASGEL APPLICATIONS PACKAGES EQUIPPED WITH BRIDGES, APPLICATOR AND CLINICAL TEST KIT

CSL-CELLAS Horizontal Unit for Cellulose Acetate Electrophoresis		CSL-CELLASMINI Mini Horizontal Unit for Cellulose Acetate Electrophoresis	
Code	Description	Packages (Kit and Accessories) required, Code	Diagnostic Application
CSLKITCU	CellasKIT: serum and concentrated urine IFE Kit content, sufficient for 5 patients (10x semi-micro tests): 30 CellasGEL strips & TGS buffer; Coomassie stain, clearing & saline solutions; volumetric distributors & antisera (anti-IgG, IgA, IgM, Ig & Ig); blotting paper & mylar film. Excludes: Destain.	CSLKITCU-ABS Includes: 1x CSLKITCU, 1x CSLAPPS22, 3x CSLBDG8.5S	MGUS, MM
CSLKITI2432	CellasKIT: serum IFE Kit content, sufficient for 24 patients (semi-micro) & 32 (micro): 24 CellasGEL strips & Tris-Hippurate buffer; Amido black stain, saline & clearing solutions; volumetric distributors & antisera (anti-IgG, IgA, IgM, Ig & Ig); blotting paper & mylar film. Excludes: Destain	CSLKITI2432-ABS Includes: 1x CSLKITI2432, 1x CSLAPPS6, 6x CSLBDG8.5S CSLKITI2432-ABM Includes: 1x CSLKITI2432, 1x CSLAPP8M 6x CSLBDG8.5S	MGUS, MM
CSLKITSP100200	CellasKIT: serum proteins Kit content, sufficient for 100x semi-micro or 200x micro tests: 25 CellasGEL strips & Tris-Hippurate buffer; Ponceau S stain, destain & clearing solutions; blotting paper & mylar film	CSLKITSP-ABS Includes: 1x CSLKITSP100200 1x CSLAPPS4, 3x CSLBDG8.5S CSLKITSP-ABM Includes: 1x CSLKITSP100200 1x CSLAPP8M, 3x CSLBDG8.5S	Dysproteinaemia; Albumin, Alpha-1, Alpha-2, Transferrin, C3 & Gamma Globulin Quantitation
CSLKITSP150200	CellasKIT: serum proteins (high resolution) Kit content, sufficient for 150x semi-micro or 200x micro tests: 25 CellasGEL strips & TGS buffer; Coomassie stain, citric acid & clearing solutions; blotting paper & mylar film. Excludes: Destain	CSLKITSPHR-ABS Includes: 1x CSLKITSP150200 1x CSLAPPS4, 3x CSLBDG8.5S CSLKITSPHR-ABM Includes: 1x CSLKITSP150200 1x CSLAPP8M, 3x CSLBDG8.5S	Incipient Gammopathies
CSLKITHG100	CellasKIT: haemoglobin Kit content, sufficient for 100x semi-micro tests: 25 CellasGEL strips & Tris-Glycine buffer; Ponceau S stain, destain & clearing solutions; blotting paper & mylar film	CSLKITHG100-ABS Includes: 1x CSLKITHG100, 1x CSLAPPS4 3x CSLBDG8.5S	Haemo- globinopathies
CSLKITLP100	CellasKIT: lipoproteins Kit content, sufficient for 100x semi-micro tests: 25 CellasGEL strips & Tris-Hippurate buffer; Sudan Black stain & clearing solution; blotting paper & mylar film	CSLKITLP100-ABS Includes: 1x CSLKITLP100 1x CSLAPPS4 3x CSLBDG8.5S	Hyper-lipidaemias

CellasGEL 'wet' gels

CellasGEL 'wet' cellulose acetate gel strips are ready to use and overcome many of limitations of traditional 'dry' cellulose acetate membranes. CellasGEL's advantages over dry cellulose acetate membranes are as follows:

1. Wet state – unlike dry membranes, CellasGEL is a cellulose acetate film produced in a wet form to facilitate buffer adsorption, but without the entrapment of air bubbles that inhibit electrophoresis

2. Greater thickness – CellasGEL's greater thickness (190- 500µm) compared to dry membranes (160-190µm) allows application of larger sample volumes to enhance detection of poor quality specimens low in protein content

3. High resolution – samples may be applied to CellasGEL as wider but finer bands, without risk of diffusion, to make band quantitation more reproducible; this is further enhanced by extended migration distances (60-70mm) that improve band separation

4. Amphiphilic – CellasGEL's lipophilic and hydrophilic properties make it the perfect separation medium for many different biological molecules, ranging from lipoproteins to haemoglobins. CellasGEL is supplied either as individual packs of 25 or 100 strips or within clinical test kits.

ORDERING INFORMATION

CSLCEL2.514250	2.5x14 CellasGEL 250 micron 100/pack	CSLCEL5.714250	5.7x14 CellasGEL 250 micron, 25/pack				
CSLCEL2.514200	2.5x14 CellasGEL 200 micron 100/pack	CSLCEL5.714190	5.7x14 CellasGEL 190, high resolution, 25/pack				
CSLCEL2.514190	2.5x14 CellasGEL 190, high resolution, 100/pack	CSLCEL2.517200	2.5x17 CellasGEL 200 micron, 25/pack				
CSLCEL5.714500	5.7x14 CellasGEL 500, high volume, 25/pack	CSLCEL5.714200	5.7x14 CellasGEL 200 micron, 25/pack				
Part Number	Description	Volume applied / sample band width	Compatible Strip Size	Part Number	Description	Volume applied / sample band width	Compatible Strip Size
CSLAPPS22	1x 2-specimen semi-micro applicator	0.7µl / 7mm	2.5x14cm	CSLAPPS6	1x 6-specimen semi-micro applicator	0.7µl / 7mm	5.7x14cm
CSLAPPS4SP	1x 4-specimen semi-micro applicator	0.9µl / 9mm	5.7x14cm	CSLAPPM8	1x 8-sample micro applicator	0.3µl / 5mm	5.7x14cm
CSLAPPS4	1x 4-specimen semi-micro applicator	1.2µl / 9mm	5.7x14cm				

CellasGEL WET MEMBRANE BRIDGES AND DENSITOMETER

CSLBDG8.5S	1x 8.5cm bridge for 1x 5.7x14cm or 2x 2.5x14cm CellasGEL strips
CSLDENS	TurboScan Software Densitometer (excludes computer and scanner)
CSLSCAN	Flatbed scanner for TurboScan software

CellasMEM 'dry' membranes

Although CellasGEL cellulose acetate gels have a number of advantages over traditional dry cellulose acetate membranes, many manual systems and modern robotic platforms still use dry cellulose acetate membranes, which are usually supported on a plastic backing. Consequently, CellasMEM, a range of dry cellulose acetate membranes supported on a Mylar film has been developed to address this demand. Package deals provide a quick and convenient solution for those users wishing to perform the more popular Helena-type applications. The most

basic kit includes 25x76 and 60x76mm CellasMEM membranes, 8-sample micro applicator, and paper wicks, while the complete version also contains a Cellas tank and new NANO500 power supply. Each CellasMEM dry cellulose acetate membrane is available in 25x76mm (MEM257650), 60x76mm (MEM607625) and 94x76mm (MEM947625) plate sizes, and is compatible with the manual and automated platforms of many leading and emerging brands within the clinical electrophoresis market, including: Helena Laboratories, Interlab and Seleo.

CellasMEM is supplied either as individual packs of 25 or 50 strips to perform manual assays for Serum Protein (Dysproteinemia; Incipient Gammopathies) and Haemoglobin Analyses (Haemoglobinopathies such as Thalassemias and Sickle Cell Disorders).

ORDERING INFORMATION

CellasMEM DRY MEMBRANE APPLICATORS				CellasMEM PACKAGE DEALS			
CSLMEMAPS6	CellasMEM 6-sample semi-micro applicator			CSLMEMHKIT	CellasMEM Helena-Type Kit, includes 25x76mm (MEM257650) & 60x76mm (MEM607625) membranes; MEMAPPM8 8-sample micro applicator & MEMWICKH 220x40mm paper wicks		
PAPER WICKS				CSLMEMHCOMPLETE	CellasMEM Helena-Type Workstation, includes MEMHKIT, CELLAS tanks & nanoPAC500 (500V, 400mA, 120W) power supply (page 62)		
CSLMEMWICK	CellasMEM paper wicks 190x60mm, pack of 100			CSLMEMBA	CellasMEM bridge adaptor for non-Cleaver tanks		
CSLMEMWICKH	CellasMEM paper wicks 220x40mm, pack of 100; suitable for Helena-type cellulose applications with -, MEM607625, MEM577625, MEM947625, MEM9413525 membranes			Code	Size (WxL)	Pack Size	Compatible Manual System / Automated Platform
CellasMEM MANUAL ASSAY MEMBRANE				CellasMEM ASSAY MEMBRANE			
CSLMEM257650	25x76mm	50/pack	Helena Titan 3 system	CSLMEM307625	30x76mm	25/pack	Genio Interlab - small
CSLMEM607625	60x76mm	25/pack	Helena Titan 3 system	CSLMEM607624	60x76mm	24/pack	Genio Interlab - standard
CSLMEM577625	57x76mm	25/pack	Helena Titan 3 system	CSLMEM7662P25	76x62mm, punched	25/pack	Interlab 648 ISO, 648 PC
CSLMEM947625	94x76mm	25/pack	Helena Titan 3 system	CSLMEM7413625	74x136mm	25/pack	SAE - NT
CSLMEM9413525	94x135mm	25/pack	Helena Titan 3 system	CSLMEM7822725	78x227mm	25/pack	SAE 500/600
CSLMEM7660P25	76x60mm, punched	25/pack	SELEO Adalya 24, Selvet 24, Thera 72, Exprime, Giant	CSLMEM8012525	80x125mm	25/pack	Diafero Standard
				CSLMEM2508025	280x80mm	25/pack	Diafero Extra
				CSLMEM8022525	80x225mm	25/pack	Cliniphor
				CSLMEM762325	76x23mm	25/pack	Saechem
				CSLMEM678930	67x89mm	30/pack	Smart
				CSLMEM7618025	76x180mm	25/pack	Pragma
				CSLMEM7621025	76x210mm	25/pack	Megaphore



APPS22



APPS4SP



APPSM8



Cellas Boxes



APPS4



APPS6



Paper Wicks



Bridges

Part Number	Description	Volume applied / sample band width	Compatible Strip Size
CSLAPPS22	1x 2-specimen semi-micro applicator	0.7µl / 7mm	2.5x14cm
CSLAPPS4SP	1x 4-specimen semi-micro applicator	0.9µl / 9mm	5.7x14cm
CSLAPPS4	1x 4-specimen semi-micro applicator	1.2µl / 9mm	5.7x14cm

Part Number	Description	Volume applied / sample band width	Compatible Strip Size
CSLAPPS6	1x 6-specimen semi-micro applicator	0.7µl / 7mm	5.7x14cm
CSLAPPM8	1x 8-sample micro applicator	0.3µl / 5mm	5.7x14cm

Using CellasGEL



1. Equilibrate a CellasGEL for 10 minutes in Electrophoresis buffer using an agitating platform (e.g. 3D Shaker, page 84)
2. Dry surplus buffer from the CellasGEL before securing it to a Bridge located within a pre-prepared Cellas tank
3. Apply samples to the CellasGEL using the appropriate Applicator, and electrophorese at 200V for 30-9 secs (see Power Supplies, Page 60)
4. Remove the CellasGEL from the tank, and use the required Clinical Test Kit for staining and destaining and clearing
5. Place the CellasGEL on a suitably sized mylar sheet or glass plate and dry in an oven for 10 minutes at 80°C
6. Quantify bands using Scanner and Densitometer Software



Step 1



Step 2



Step 3



omniPAGE Isoelectric Focusing

Equipped with rehydration and focusing trays, the Cleaver Scientific IEF system has been optimised to perform first-dimension isoelectric focusing (IEF) with IPG (immobilised pH gradient) strips quickly, easily and reproducibly. It can also be used with precast IEF Gels.

An ideal entry-level system for both experienced and occasional IEF users, the unit is versatile enough to meet the needs of laboratories with increased throughput requirements as well as first time users.

HIGH CAPACITY

Its high-capacity focusing tray accommodates up to twelve IPG strips. Adjustable 'pick-and-place' electrodes clip conveniently anywhere within the focusing tray to resolve IPG strips 7-24cm in length and are colour-coded to prevent polarity reversal. The Electrode frame clips directly on to the cooling plate and includes adjustable electrodes to run horizontal precast IEF gels.

A cooling plate, manufactured from a special grade ceramic in a large 26x26cm surface area, facilitates effective heat dissipation and control, particularly during high voltage IEF techniques. An optional, but recommended, recirculating chiller connects quickly and easily to the cooling plate to maintain optimal operating temperatures for IPG strips and precast gels.

REHYDRATION

The Rehydration tray allows convenient transfer of IPG strips to the focusing tray without time-consuming removal of residual rehydration buffer and also enables the focusing tray to remain permanently in use for IEF to maximise throughput and provides useful storage at -20°C for focused strips before second-dimension runs.


For those requiring a power supply, the Consort EV3330, 3000V, 300mA, 300W enables desired Volt-hours for focusing to be attained faster at maximum voltage.




KEY FEATURES

- For IPG strips and IEF gels
- Large cooling platform area
- 'Pick-and-Place' adjustable electrodes
- Focusing tray for a maximum twelve IPG strips
- Rehydration tray also included


IEF COMPONENTS



1. Positive Electrode, CSL-IEFPOS
2. Negative Electrode, CSL-IEFNEG
3. Spring Positive Electrode, CSL-SGELEPOS
4. Spring Negative Electrode, CSL-SGELENEG



5. Focusing Tray Adjustable Electrode Negative, CSL-FTELECNeg
6. Focusing Tray Adjustable Electrode Positive, CSL-FTELECPoS



7. Replacement IEF Tank, CSL-IEFTANK (Tank/Electrode Only, No Cooling Platform)
8. Cooling Platform for IEF system, CSL-IEFCP

Tray Specifications

IPG Strip Length

7cm 11cm 18cm 24cm

Focusing Tray

Electrode Distance 6.5cm 10.2cm 17.1cm 22.7cm

Rehydration Tray

Recommended Volume for Strip Rehydration 3.5ml 6ml 8.0ml 12.0ml

ORDERING INFORMATION

CSL-IEF Flatbed IEF system for IPG strips and gels, with focusing and rehydration trays

CSL-IEF-KIT-MINI CSL-IEF-KIT and CVS10DSYS

CSL-IEF-KIT-MINIWIDE CSL-IEF-KIT and VS10WDSYS

CSL-CHILLER* Chiller system, -20 to 100°C, See page 52 for full technical specification

CSL-IEF-KIT* 1-D Combination Package, includes CSL-IEF, CSL-CHILLER and EV3330

CSL-IEFPOS Replacement positive electrode (Fits to Tank side)

CSL-IEFNEG Replacement negative electrode (Fits to Tank side)

CSL-SGELEPOS Replacement Spring Positive Electrode

CSL-SGELENEG Replacement Spring Negative Electrode

CSL-FTELECPoS Focusing Tray Adjustable Electrode Positive

CSL-FTELECNeg Focusing Tray Adjustable Electrode Negative

CSL-IEF-KIT-WAVE CSL-IEF-KIT and VS20WAVESYS and IPG Converter Kit

CSL-IEF-KIT-MAXIPLUS CSL-IEF-KIT and VS30DSYS

CSL-IEFCP Cooling Platform for IEF system

CSL-IEFTANK Replacement IEF Tank (Tank/Electrode Only, No Cooling Platform)

IEF-LID Lid for CSL-IEF (no cables)

CSL-IEFFRME Replacement electrode frame

CSL-RHYDTRY Rehydration Tray

CSL-FOCUSTRAY Focusing Tray with adjustable electrodes

EV3330 Consort 3000V, 300mA, 300W power supply

* For 110V units add \$ to order code



omniPAGE Large Format

Ideal for a variety of large format vertical gel applications, these Large Format vertical gel systems offer advanced features for enhancing gel resolution and ease of use, essential when handling gels of this size.

Each unit contains ultra-soft silicone seals for easy plate sealing and trouble-free runs, even over extended run times. Resolution is enhanced by using an aluminium heat sink plate, essential for even sample migration. Added convenience is provided by a removable lower buffer tank and upper buffer drainage tap.

Special buffer chambers allow either low buffer volumes to be used for economy or high buffer volumes to be used for extended runs.

A wide range of interchangeable comb and spacer options allows many techniques to be easily accomplished including; DNA Sequencing, 2-D analysis, Microsatellite analysis, DNA fingerprinting, Gel shift assays, Single-Strand Conformation Polymorphism (SSCP), Heteroduplex and Oligonucleotide analysis.

KEY FEATURES

- Run up to 96 samples
- Enhanced gel heat homogenisation
- Variable low or high buffer volumes
- 20 x 50cm or 33 x 45cm formats

TECHNICAL SPECIFICATIONS

Plate dimensions (w x l)	CSQ20 20 x 50cm CSQ33 33 x 45cm
Max sample capacity	CSQ20 48 samples CSQ33 96 samples
Buffer volume	CSQ20 Min 500ml, Max 1000ml CSQ33 Min 800ml, Max 2000ml
Combs available	
No. of teeth	24, 48, 80, 96
Thicknesses	0.25, 0.35, 1, 1.5mm



PLATE RACKS

These sturdy racks are designed for safe drying and storage of glass plates. The small rack can hold up to 20x 2mm thick plates while the larger rack can accommodate up to 10x 5mm thick glass plates.

ORDERING INFORMATION

CSQ20	Large Format Vertical , 20cm wide, glass plates, 0.35mm spacers, 48 sample comb		
CSQ20TG	As above but with toughened glass	CSQ20-S0.25	Spacer set 0.25mm
CSQ20-NG	Glass plates, Notched, pk/2	CSQ20-S0.35	Spacer set 0.35mm
CSQ20-PG	Glass plates, pk/2	CSQ20-S1	Spacer set 1mm
		CSQ20-S1.5	Spacer set 1.5mm
CSQ33	Large Format Vertical , 33cm wide, glass plates, 0.35mm spacers, 48 sample comb		
CSQ33TG	As above but with toughened glass	CSQ33-S1	Spacer set 1mm
CSQ33-NG	Glass plates, Notched, pk/2	CSQ33-S1.5	Spacer set 1.5mm
CSQ33-PG	Glass plates, pk/2	CSL-FHS*	Fan heater sensor kit for large format vertical units SQ20 and SQ33
CSQ33-S0.25	Spacer set 0.25mm	CSQ-FC	Flexi Caster for CSQ20 & CSQ33
CSQ33-S0.35	Spacer set 0.35mm		
CSL-MGR	Mini Glass Plate Rack for 20x 2mm Plates	CSL-LGR	Large Glass Plate Rack for 10x 5mm Plates

CODE	DESCRIPTION	SAMPLE VOLUME PER WELL	CODE	DESCRIPTION	SAMPLE VOLUME PER WELL
CSQ20-0.25-24	Comb 24 sample, 0.25mm thick, Sharks tooth	7µl	CSQ33-0.25-48	Comb 48 sample, 0.25mm thick, Sharks tooth	7µl
CSQ20-0.25-48	Comb 48 sample, 0.25mm thick, Sharks tooth	3µl	CSQ33-0.25-96	Comb 96 sample, 0.25mm thick, Sharks tooth	3µl
CSQ20-0.35-24	Comb 24 sample, 0.35mm thick, Sharks tooth	9µl	CSQ33-0.35-48	Comb 48 sample, 0.35mm thick, Sharks tooth	9µl
CSQ20-0.35-48	Comb 48 sample, 0.35mm thick, Sharks tooth	5µl	CSQ33-0.35-96	Comb 96 sample, 0.35mm thick, Sharks tooth	5µl
CSQ20-1-24SQT	Comb 24 sample, 1mm thick, Square tooth	40µl	CSQ33-1-48SQT	Comb 48 sample, 1mm thick, Square tooth	35µl
CSQ20-1-48SQT	Comb 48 sample, 1mm thick, Square tooth	20µl	CSQ33-1-80SQT	Comb 80 sample, 1mm thick, Square tooth	20µl
CSQ20-1.5-24SQT	Comb 24 sample, 1.5mm thick, Square tooth	60µl	CSQ33-1.5-48SQT	Comb 48 sample, 1.5mm thick, Square tooth	50µl
CSQ20-1.5-48SQT	Comb 48 sample, 1.5mm thick, Square tooth	30µl	CSQ33-1.5-80SQT	Comb 80 sample, 1.5mm thick, Square tooth	30µl

* For 110V units, add \$ to order code



omniPAGE Denaturing Gradient

The VS20WAVE-DGGE is a complete system for DNA mutation analysis. Using the innovative vertical screw-clamp technology of the VS20-WAVE system, the VS20WAVE-DGGE is fully equipped – with temperature control unit, stirrer, gradient mixer and casting accessories – to perform specific mutation analysis applications.

The powerful microprocessor-controlled PID temperature control unit enables various mutation detection techniques to be undertaken between ambient temperature and 70°C, while the simple four-screw design of the WAVE insert accelerates set up of denaturing PAGE gels.

The VS20-DGGE can be used to screen single-base pair changes in the following applications:

- Parallel Denaturing Gradient Gel Electrophoresis (DGGE)
- Constant Denaturing Gradient Gel Electrophoresis (CDGE)

A maximum 96-sample throughput allows detection of as many mutations within a couple hours, alleviating many of the bottlenecks associated with screening for DNA mutations.

The GM100 gradient mixer is supplied as standard to ensure efficient gradient formation by mixing and delivering high- and low-density denaturant solutions. The PP1 peristaltic pump is also recommended for delivery of linear and reproducible gradient gels.

KEY FEATURES

- Maximum 96-sample throughput
- Four-screw vertical clamping technology accelerates set up
- Large format - 20x20cm glass plates for improved resolution
- 100ml gradient mixer, with valve-controlled 50ml reservoir and mixing chambers, makes two 1mm parallel denaturing gradient gels
- Microprocessor-controlled temperature control unit accurate to $\pm 0.02^\circ\text{C}$



Casting process for DGGE gels

Innovative Casting and Set-up Mechanism

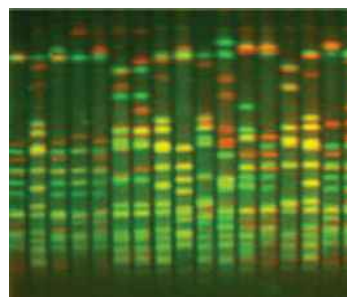
The VS20WAVE-DGGE utilises novel vertical screw clamp technology to assemble two vertical gels. This reduces the number of screws required for set up making casting assembly faster, while a built-in inner buffer chamber within the PAGE insert allows set-up to be completed without the inclusion of heavy top tanks or buffer chambers. A dual purpose PAGE insert eliminates the need for plate transfer, and is used with a cam casting base to guarantee efficient leak free casting.

Precise thermal control

The redesigned VS20DGGE-TC temperature control unit combines buffer recirculation with a heat sensor and 1.4kW heating element to facilitate precise temperature control to within $\pm 0.02^\circ\text{C}$, allowing the gel temperature to be set to the melting temperature (T_m) of the amplified DNA polymorphism or mutation of interest. Other benefits include: a conspicuous 4-digit 16mm LED panel to aid set-up; precise tuning to within 0.1°C resolution; an operating set point, plus three adjustable pre-set temperature values; and stirred buffer circulation for temperature stability and uniformity.

Programmable power supply option

At 500V, 800mA and 300W outputs, the optional powerPRO500 power supply provides full flexibility for different mutation detection techniques.



TotalLab 1D / CLIQS – Multiplex Analysis

CLIQS 1D Pro is more advanced analysis software used primarily for band-pattern matching within individual DGGE, SSCP and RFLP gels that are important for cultivar experiments, evolutionary biology and population genetics. CLIQS 1D Pro has a powerful band matching feature, which is flexible and easy to use, while visual tools show the results of matching and identify similarities within an individual gel, including lane clustering via dendrograms. More info on our software range can be found on our website.



powerPRO500 power supply



CSL-DSTIR Magnetic Stirrer



PP1 Peristaltic Pump



WAVE electrophoresis insert and cam casting base

TECHNICAL SPECIFICATIONS

WAVE ELECTROPHORESIS INSERT AND TANK

Max. Number of Gels	2 per run
Plate Dimensions (W x H)	20x20cm
Active Gel Dimensions (W x H)	16 x 17.5cm
Spacer Thicknesses Buffer	0.75, 1, 1.5 and 2mm
Max. Sample Capacity	96 samples; 48 per gel
Standard Combs	2x 1mm 24-sample
Available Combs	1, 5, 10, 18MC, 24, 36MC, 48; as per VS20WAVE and MAXI units
Max. Buffer Volume	8.5L
Unit Dimensions (W x D x H)	40.5 x 17 x 44cm
Weight	8kg

TEMPERATURE CONTROL UNIT

Temperature Control	PID
Operating Temperature Range	ambient – 100°C
Working Temperature Range (DGGE)	$45-70^\circ\text{C}$
Buffer Recirculation Mechanism	stirring
Temperature Uniformity/Stability at 37°C	$\pm 0.05/0.02^\circ\text{C}$
Setting/Display Resolution	0.1°C
Safety	fluid-level float switch; isolated; IEC 1010 /CE4
Stored Temperature Values	3
Heater Power at 230V/110VAC	1.5/1.4kW
Electrical Power at 230V/100VAC	

RECOMMENDED POWER SUPPLY

Voltage	500V Total
Current	800mA
Power	300W

GRADIENT MIXER

Total Volume 100ml	100ml
Volume of Reservoir & Mixing Chambers	50ml
Internal Diameter of Outlet Port	2mm

ORDERING INFORMATION

VS20WAVE-DGGE* Complete Denaturing Gradient Gel Electrophoresis System, 20x20cm;

includes: temperature control unit, cam casting base, glass plates with 1mm bonded spacers, 2x 24-sample combs and gradient mixer – 240 VAC version

VS20WAVE-DGGETC* Temperature Control Unit

CSL-GM100 Gradient Mixer, 100ml

VS20WAVE-DGGEKIT* VS20-WAVE Package; includes VS20WAVE-DGGE, CSL-DSTIR, PP1, powerPRO500

CSL-DSTIR* Magnetic Stirrer, 19 x 19cm

PP1 Single Channel Peristaltic Pump (with silicon tubing)

MU-S13 Silicon tube I.D. $\frac{1}{32}$ ", 25 ft

MU-S14 Silicon tube I.D. $\frac{1}{16}$ ", 25 ft (for peristaltic pump)

powerPRO500 powerPRO 500 Power Supply, 500V, 800mA, 300W

CLIQS 1D image analysis with band pattern matching

CLIQS 1D Pro 1D image analysis with band pattern matching between different gels

* For 110V units add \$ to the order code



Power Supplies



	MINI		MIDI	MAXI	MAXI
	nanoPAC-300P	nanoPAC-500	powerPRO-300	powerPRO-500	powerPRO-3AMP
Output range					
Volts	10-300V	10-500V	5-300V	5-500V	5-300V
Current	10-400mA	10-400mA	1-700mA	1-800mA	10-3000mA
Power	60W max.	120W max.	150W	300W	300W
Resolution	1V / 1mA	1V / 1mA	1V / 1mA / 1mW	1V / 1mA / 1W	1V / 1mA / 1W
Type of output	constant voltage or constant current		constant voltage, constant current or constant power, programmable		
Automatic crossover	-	-	✓	✓	✓
Timer	1-999 min. with alarm; intensity continuous		constant mode: 1-999 min. with alarm; continuous. programmable mode: 1-999 min. with alarm; continuous.		
Pause/resume function	✓	✓	✓	✓	✓
Display	3-digit LED	3-digit LED	2.4" LCD display	2.4" LCD display	2.4" LCD display
Programmable Methods	2 step-program	2 step-program	Up to 30 programmable files, each with 6 steps. Preset options for Cleaver gel tanks.		
Safety features	no load detection; shrouded plugs and sockets; over temperature protection; over load detection		no load detect; leakage detect; over temperature protection; over load detection; sudden load change detection (could be disabled by proper setting); shrouded plugs and sockets		
Operating conditions	ambient-40°C; ±95% humidity	ambient-40°C ; ±95% humidity	ambient-40°C; ±95% humidity	ambient-40°C ; ±95% humidity	ambient-40°C ; ±95% humidity
Stackable	X	X	✓	✓	✓
Number of output jacks	2 sets in parallel	2 sets in parallel	5 sets in parallel	5 sets in parallel	5 sets in parallel
Regulatory conformity	ETL, CE, FCC	ETL, CE, FCC	ETL, CE, FCC	ETL, CE, FCC	ETL, CE, FCC
Rated voltage	100-240 VAC	100-240 VAC	100-240 VAC	100-240 VAC	100-240 VAC
Construction	polycarbonate housing with aluminium base		flame retardant ABS-plate design		
Dimensions (WxDxH)	140 x 191 x 84mm	140 x 191 x 84mm	215 x 335 x 104mm	215 x 335 x 104mm	215 x 335 x 104mm
Weight	1kg	1kg	2.1kg	2.1kg	2.1kg



Whether you require a power supply for routine agarose gel electrophoresis or techniques as technically demanding as SSCP analysis within a large format vertical, or first dimension IEF using IPG strips, Cleaver Scientific can meet your requirements with its comprehensive range of power supplies. Each power supply benefits from a small footprint area and compact design, while self-explanatory prompting menus facilitate easy set-up. Furthermore, these power supplies adhere to IEC 61010 – one of the world’s most stringent electrical safety standards.



POWERPRO

The PowerPro series of power supplies is a versatile range designed to power both multiSUB horizontal and omniPAGE vertical electrophoresis tanks.

Each power supply has a 2.4" LCD display showing the available options as well as current running conditions. Constant voltage, current and power options are available as well as pre-programmed or user-programmed conditions allowing the user to save and repeat experiments for exceptional reproducibility. The 5 power outlet pairs mean less power supplies are needed for the same number of tanks, saving cost and time when running multiple tanks simultaneously.

PowerPro 300 is perfect for our smaller tanks and can run up to 5 multiSUB MIDI units or omniPAGE Mini’s. For Higher voltage runs the PowerPro500 offers a maximum 500V output, perfect for the larger horizontal and vertical units. For blotting, where high current can be required, the PowerPro3AMP supplies a maximum 3000mA to allow multiple blots to process simultaneously.



KEY FEATURES

- Routine horizontal electrophoresis using multiSUB Mini, Midi and Choice.
- Vertical Electrophoresis using omniPAGE Mini.



TECHNICAL SPECIFICATIONS

Cat. No.	powerPRO300	powerPRO500	powerPRO3AMP
Max. Voltage	5 - 300V / 1V	5 - 500V / 1V	5 - 300V / 1V
Max. Current	1-700mA / 1mA	1-800mA / 1mA	10-3000mA / 10mA
Max. Watt	150W / 1W	300W / 1W	300W / 1W
Output Type	---- constant voltage / current / power ----		
Program	--- presetting; up to 6-step, 30 programmed files ---		
Timer	---- constant mode: 999 (min) with alarm ----		
Programmable mode:	---- 999 (min) with alarm ----		
Rated voltage	----- 100 - 240V -----		

ORDERING INFORMATION

powerPRO300	Midi Power Supply, 300V, 700mA, 150W	CSL-4-4	Power supply adapters, 4mm to 4mm
powerPRO500	Midi Power Supply, 500V, 400mA, 300W	CSL-4-2	Power supply adapters, 4mm to 2mm
powerPRO3AMP	Maxi Power Supply, 300V, 3000mA, 300W	CSL-2-4	Power supply adapters, 2mm to 4mm



POWERSUPPLIES

nanoPAC Mini

The new and improved nanoPAC Mini Power supply series comprises ultra-compact and economical units ideal for use with DNA/RNA (Horizontal) and protein (vertical) electrophoresis systems.

A simple two step feature which allows users to set a programmable change in voltage/current/time during the run provides increased versatility. Simply press MODE and program STEP 1 and STEP2 to the desired setting and then start and the nanoPAC will automatically run the steps in sequence.

With enhanced features, such as a maximum constant voltage up to 300 or 500V and maximum constant current output of 400mA they are capable of running all horizontal multiSUB™ systems and vertical omniPAGE™ mini. The nanoPAC-500 is also capable of running the VS10W & VS20WAVE vertical units, as well as horizontal and vertical gel tanks from other manufacturers. These can be set on a continuous run or timed setting up to 999 minutes. The nanoPAC's user-friendly interface is easily adjustable in 1V and 1mA increments, making it perfect for separations where precise settings are required. Two pairs of parallel power terminals, allow two electrophoresis units to be run simultaneously, saving time.



KEY FEATURES

- Ultra compact size saves bench space
- Enhanced in-built safety features
- Conspicuous 3-digit LED
- Alarm function
- Wipe-clean polycarbonate housing

Consort

All Consort Maxi Series (EV2xxx/EV3xxx) power supplies have four output terminals for up to four simultaneous runs. Powerful microprocessor control allows complex programming, while manual mode permits the setting of voltage, current, power and time for routine electrophoretic runs. The parameters may also be changed temporarily without interrupting the run.

EV2000 series -

is a high-end mid-power range suitable for most applications such as larger tanks or multiple smaller tanks. A robust 150W power supply in a small housing and designed to be easy to use.

EV3000 series -

This high-power, high-end power supply series has five versions. The 3000V and 6000V version have a special low current mode for IEF applications. small housing and designed to be easy to use.

KEY FEATURES

- Constant voltage, current or power
- Automatic crossover
- Overload Protection
- Short Circuit Protection



ORDERING INFORMATION

nanoPAC-300P	Mini Power Supply	300V	400mA	60 watts	CSL-4-4	Power supply adapters, 4mm to 4mm			
nanoPAC-500	Mini Power Supply	500V	400mA	120 watts	CSL-4-2	Power supply adapters, 4mm to 2mm			
					CSL-2-4	Power supply adapters, 2mm to 4mm			
EV1450*	Mini Power Supply, 3 Outputs	400 V	500 mA	50 watts	EV3020*	Consort Power Supply	300 V	2000 mA	300 watts
EV2310*	Consort Power Supply	300 V	1000 mA	150 watts	EV3610*	Consort Power Supply	600 V	1000 mA	300 watts
EV2320*	Maxi Power Supply, 4 Outputs	3000 V	150 mA	150 watts	EV3150*	Consort Power Supply	1200 V	5000 mA	300 watts
EV2650*	Consort Power Supply	600 V	500 mA	150 watts	EV3330*	Consort Power Supply	3000 V	300 mA	300 watts
EV2230*	Consort Power Supply	1500 V	300 mA	150 watts	EV3620	Consort Power Supply	6000 V	150 mA	300 watts
EV3330*	Consort Power Supply	3000 V	300 mA	300 watts					

* For 110V units add \$ to order code

Power Supply SELECTION GUIDE

	Apparatus	Gel Size/Sample Quantity	Recommended Power Supply
Horizontal Agarose Electrophoresis			
	multiSUB Mini	70 x 100 x 5mm, max.	nanoPAC300, nanoPAC500 or powerPRO300
	multiSUB Midi	100 x 100 x 5mm, max.	
	multiSUB Choice	150 x 150 x 5mm, max.	
	multiSUB Choice ST	150 x 250 x 5mm, max.	
	multiSUB Maxi	200 x 200 x 5mm, max.	
	multiSUB Screen	260 x 320 x 5mm, max.	
	mini Rapide	100 x 80 x 5mm max.	
	multiSUB Midi 96	100 x 120 x 5mm max.	
	multiSUB Mid 96 ST	101 x 240 x 5mm max.	
Polyacrylamide Vertical Gel Electrophoresis			
	omniPAGE Mini	80 x 85 x 1mm, 4 gels	nanoPAC300, nanoPAC500 or powerPRO300
	omniPAGE Mini Wide	160 x 85 x 1mm, 2 gels	
	omniPAGE WAVE Maxi	160 x 175 x 1mm, 2-4 gels	powerPRO500 or nanoPAC500
	omniPAGE Maxi Wide	280 x 200 x 1mm, 2 gels	powerPRO500
Western Blotting			
	omniBLOT Mini/Blotting Insert	80 x 85 x 1mm, 4 gels	powerPRO300 or powerPRO3AMP
	omniBLOT Mini Wide/Blotting Insert	160 x 85 x 1mm, 4 gels	
	omniBLOT Maxi/Blotting Insert	160 x 175 x 1mm, 4 gels	powerPRO300, powerPRO500 or powerPRO3AMP
	SD10 Mini	100 x 100 x 2/5mm, 1 gel	powerPRO3AMP
	SD20 Maxi	200 x 200 x 2/5mm, 1 gel	
Comet Assay, SCGE			
	COM10	25 x 75mm, 10 slides	nanoPAC300, nanoPAC500 or powerPRO300
	COM20	25 x 75mm, 20 slides	
	COM40	25 x 75mm, 40 slides	powerPRO300
Cellulose Acetate Electrophoresis			
	CSL-CELLAS	25 x 140mm–170 x 170mm, Cellasgel strips max. 250µm thickness; or CellasMEM membranes (all types)	nanoPAC300, nanoPAC500 or powerPRO300
IEF, first-dimension 2-D			
	CSL-IEF	3 x 240 x 1mm, max. 12 strips	EV3330 or EV3620
	Maxi Tube Gel	180 x 1/1.5mm tubes, 10 max.	EV3150
	Mini-Wide Tube Gel	80 x 1/1.5mm tubes	
	Mini Tube Gel	80 x 1/1.5mm tubes	
Large Format (Sequencing)			
	CSQ20	160 x 500 x 0.35mm	EV3330 or EV3620
	CSQ33	290 x 410 x 0.35mm	

Gel Documentation Systems

SELECTION GUIDE



	microDOC	omniDOC	gelLITE	gelONE
	<p>microDOC is stand-alone gel imaging system which in combination with our UV transilluminators offer an affordable solution for gel imaging without compromising on resolution thanks to the 24.1 MP camera.</p>	<p>omniDOC is a modular gel documentation system that offers high performance gel documentation and analysis at an affordable price</p>	<p>gelLITE is an economical and effective imaging platform. Boasting a 5-mega pixel, 16-bit sensor offering massive 65,535 gray scale ideal for lab routine imaging, research-level data collection and accurate quantitative analysis.</p>	<p>gelONE is the ultimate user-friendly gel documentation system, with automated gel image acquisition through an intuitive touchscreen interface is suitable for any laboratory.</p>
PRODUCT SPECIFICATIONS				
Image Resolution	24.1 MP	5 MP	5 MP	5 MP
Bit Depth	8/14 Bit colour	12 Bit	12/16 Bit	12/16 Bit
Dynamic Range			3.6/4.8 OD	3.6/4.8 OD
Lens	F3.5-3.6	F1.2	F1.4	F1.2
Sample Size (cm)	20 x 20	20 x 26	20 x 20	20 x 24
Filter Position	2	1	1	1
Dimensions (cm)	51 x 30 x 35	41 x 40 x 57	62 x 37.5 x 40	75 x 31 x 45
APPLICATIONS				
DNA Gels	with UV Transilluminator	✓	✓	✓
Protein Gels	with White Light Table	✓	✓	✓
Fluorescence	with UV Transilluminator	✓	✓	✓
Colorimetric Detection	with White Light Table	✓	✓	✓
Chemiluminescence				
Multiplex imaging				
Infra-red Fluorescence				
FEATURES				
Image Capture Software	on Camera	✓	✓	✓
Analysis Software	optional	optional	✓	✓



gelPRO	chemiLITE	chemiPRO	chemiPRO XS 6/9	chemiPRO XL 6/9
gelPRO is an automated system for fluorescence and visible applications. With its 5m pixel camera, it is capable of giving outstanding images with incredible spatial resolution. gelPRO can be upgraded to capture chemiluminescence blots.	chemiLITE is an affordable Imaging system specifically design to capture chemiluminescence signals on Western blots, with its sensitive cooled CCD camera gives a wider dynamic range than film for more accurate protein quantification.	chemiPRO is a sensitive high resolution affordable imaging system that offers a complete solution for all requirements including fluorescence, visible, chemiluminescence and multiplexing gel and blots image acquisitions and analysis.	chemiPRO XS chemiluminescence imaging system, best in its class, offers a complete solution for any gel or blot imaging requirements. The HI-LED RGBIR module also enables multiplexing and in vivo imaging.	chemiPRO XL with its 9 MP, 27 effective MP cooled CCD camera is our top of the range imaging system. This system enables superb acquisition and analysis for all type of imaging applications required in life science laboratories.
5 MP	4 MP	4 MP	6 MP 9.1 MP	6 MP 9.1 MP
12/16 Bit	16 Bit	16 Bit	16 Bit	16 Bit
3.6/4.8 OD	4.8 OD	4.8 OD	4.8 OD	4.8 OD
F1.2	F0.95	F1.2	F0.95	F0.8
32 x 24	11 x 8	Max: 30.5 x 22.7 Min: 5.0 x 3.8	Max: 15 x 12 Min: 10 x 8	Max: 34.5 x 276 Max: 15.6 x 12.5
7		7	7	7
84 x 57 x 45	44 x 37.5 x 43	84 x 57 x 45	64 x 40 x 52	99 x 57 x 55
✓		✓	✓	✓
✓		✓	✓	✓
✓		✓	✓	✓
✓		✓	✓	✓
	✓	✓	✓	✓
		✓	✓	✓
		✓	✓	✓
✓	✓	✓	✓	✓
✓	✓	✓	✓	✓

KEY FEATURES

- 24.1 mega pixel digital camera*
- Image visualised within a large 8" TFT colour monitor
- Light weight compact hood with easy access door and built-in inner lights
- Integral microswitch switches off UV Transilluminator and turns on internal light
- Can be used without a computer
- Includes flash card, flash card reader and ethidium bromide filter
- Available on its own with camera and darkroom, or as a complete gel documentation system with transilluminator, either with or without software




microDOC is a simple, inexpensive and ultra compact, entry-level gel documentation system. It includes a digital camera with CMOS sensor and the latest image processor to guarantee superb resolution of 24.1 mega pixels.* For added convenience, limited space and budget requirements, microDOC can be used computer free.

Prior to acquisition, the system allows the preview of images on the large 8" TFT liquid crystal display. Provided that suitable accessories are used, this provides a simple solution for imaging of gels and auto radiography films. The safety switch (not included on the BASIC model) disables the UV transilluminator when the door is opened to protect the users from accidental exposure.

convenience



easily lifted on and off transilluminator



large door for greater visibility



filter slide for convenience

TECHNICAL SPECIFICATIONS

CAMERA

TYPE	CMOS SENSOR WITH DIGIC 4+ PROCESSOR
LENS TYPE	CANON EF/EF-S 18-55MM
EFFECTIVE PIXELS	24.1 MEGAPIXELS
MAX. APERTURE	f/2.8 (W) - f/5.6 (H)
SHUTTER SPEED	30 - 1/4000s. (TOTAL RANGE)
CAMERA FILTER	+3 CLOSE UP
STORAGE TYPE	SD; SDHC, SDXC (UHS SPEED CLASS 1 COMPATIBLE)

DARKROOM

MULTI-POWER SOURCE	FOR CAMERA, INNER WHITE LED, TFT SCREEN
INNER WHITE LIGHT	2x3W LED
SAFETY DEVICE	SAFETY DOOR SWITCH WHEN DOOR IS OPENED
WEIGHT	7.7KG
DIMENSIONS, WITH CAMERA	29x32.5x51.5CM
DIMENSIONS, WITHOUT CAMERA	29x32.5x49.6CM
VOLTAGE RATING	110-220V

SCREEN

TYPE	8" TFT
RESOLUTION	1924x768 PIXELS
BRIGHTNESS	300 CD/MM ²
CONSTANT RATIO	450 : 1 (TYPICAL)
DISPLAY MODE	NTSC / PAL MODE, SWITCHABLE

* CAMERA AND SCREEN SPECIFICATION MAY CHANGE.

BASIC

MICRODOC

microDOC BASIC is a simple low-cost system comprising a lift-off dark room hood and 18 megapixel digital camera, through which the gel is viewed directly. This system can be supplied with optional CLIQS Analysis Software and any one of the 21x21cm transilluminators



ORDERING INFORMATION

SYSTEM ONLY	INCLUDING CLIQS 1D ANALYSIS SOFTWARE
CSL-MICRODOC	CSL-MICRODOC1D
CSL-MDOCUV312	CSL-MDOCUV3121D
CSL-MDOCUV254	CSL-MDOCUV2541D
CSL-MDOCUV365	CSL-MDOCUV3651D
CSL-MDOCUV254/312	CSL-MDOCUV254/3121D
CSL-MDOCUV254/365	CSL-MDOCUV254/3651D
CSL-MDOCUV312/365	CSL-MDOCUV312/3651D
CSL-MDOCBASIC	CSL-MDOCBASIC1D

Accessories

CSL-MDOCEB	Microdoc ethidium bromide filter
CSL-MDOCSBRG	Microdoc SYBR filter

GEL DOCUMENTATION SYSTEMS

Compact Gel documentation system

microDOC System with UV Transilluminator (UVTS312)*
microDOC System with UV Transilluminator (UVTS254)*
microDOC System with UV Transilluminator (UVTS365)*
microDOC System with UV Transilluminator (UVTS254/312)*
microDOC System with UV Transilluminator (UVTS254/365)*
microDOC System with UV Transilluminator (UVTS312/365)*
microDOC Basic System with lift-off dark room hood and camera only

CSL-MDOCWLB	White light box for MicroDOC
-------------	------------------------------

* Please note that camera specification is subject to change

* For UV Transilluminator specifications, see page 78

The omniDOC systems offer high performance gel documentation and analysis at affordable costs.

This versatile modular system supplied with the convenient 312nm slide-out transilluminator, Epi-white light and optional plug-and-go Epi-blue light and white light table, offers the perfect solution for DNA, RNA and protein gel imaging. Its simple image acquisition and analysis software guides the user through every step of the gel documentation process.



KEY FEATURES

- Pre-focused 5 mega pixel camera with auto-exposure for almost instantaneous high resolution gel imaging
- Interchangeable filter – 620nm ethidium bromide as standard; 520, 560 and 580nm filter options for runSAFE, SYBR stain and other fluorescence applications
- Neutral density filter option for visual gels and blots
- Acquisition and basic analysis software included
- Large 21x26cm imaging area



TECHNICAL SPECIFICATIONS	
UV TRANSILLUMINATOR	312nm, 21x26cm (WxL); 6x8W TUBES
RESOLUTION	5 MEGA PIXELS (2592x1944 PIXELS MAX)
SENSOR	CMOS, 1/2.5". MONOCHROME
LENS	5MM FOCAL LENGTH; APERTURE F1.2
IMAGE BIT-DEPTH SENSOR	12-BIT (4096 GREY LEVELS)
FILTER CAMERA	620nm EtBr (STANDARD); OPTIONAL 520, 560, 580nm FILTERS
IMAGE STORAGE	PC OR LAPTOP
CONNECTION TO OPERATING DEVICE	USB TO PC
OPERATING SYSTEM REQUIREMENTS FOR SOFTWARE	WINDOWS® 7, 8 AND 10 (64BIT & 32BIT) / XP / VISTA
DARK ROOM ASSEMBLY DIMS	410 x 405 x 570mm (W x D x H)
FRONT PANEL DISPLAY	LED
VIEWING WINDOW	560nm UNIVERSAL ORANGE FILTER
WHITE LIGHT	6x1W LED (STANDARD) FOR GEL POSITIONING
WHITE LIGHT TABLE (OPTIONAL)	21x26cm FILTER; CONNECTS INTERNALLY TO DARKROOM
BLUE LED EPI-ILLUMINATION MODULE (OPTIONAL)	EXCITATION WAVELENGTH 470nm; CONNECTS INTERNALLY TO DARK ROOM
SAFETY	SAFETY INTERLOCK SWITCH ON FRONT DOOR PANEL; DISCONNECTS UV TRANSILLUMINATOR ON OPENING; COMPLIES WITH CE, FCC STANDARDS
USB PORT	FOR PC
POWER RATING	DUAL VOLTAGE: 110-230 VAC
WEIGHT	25kg

ORDERING INFORMATION

OMNIDOC	omniDOC Gel Documentation System with 620nm (EtBr) emission filter & 312nm UV transilluminator*		
OMNIDOCSAFE	omniDOC plus Blue LED Epi-illumination Module (OMNIDOC-BL) and 520, 560 & 580 filters (OMNIDOC-EB, -AF560 & -AF580)*		
OMNIDOCPRO	omniDOC plus White Light table (OMNIDOC-WLT) and ND filter*		
OMNIDOCPROSAFE	omniDOC plus Blue LED Epi-illumination Module (OMNIDOC-BL) and 520, 560, 580 & ND filters (OMNIDOC-EB, -AF560 -AF580 & -ED) and white Light table (OMNIDOC-WLT)*		

omniDOC Accessories

OMNIDOC-WLT	Optional White Light Table	OMNIDOC-AF580	Amber Filter, 580nm
OMNIDOC-BL	Optional Blue Light modules	OMNIDOC-AF560	Amber Filter, 560nm
OMNIDOC-SYBR	Optical SYBR Green Filter	OMNIDOC-F1	Viewing window, Amber Filter, 560nm (Supplied as standard)
OMNIDOC-EB	Optical EtBr Filter (Supplied as standard)	OMNIDOC-ND	Neutral Density Filter

* Requires a PC or laptop with USB cable




gelLITE offers an economic and effective solution for nucleic acids and protein gel imaging. The manually controlled camera zoom and focus provides users complete control of their imaging, while intuitive genePIX acquisition software enables a fast and efficient workflow.

This compact, yet versatile gel documentation system boasting 5-megapixel, 16-bit sensor offering massive 65,535 gray scale is the ideal tool for routine gel imaging, research-level data collection and accurate protein quantitative analysis.

KEY FEATURES

- 5 Megapixel Camera with 16 bit image depth
- Image all commercial DNA stains and coloured protein stains
- Optional Blue and White light converters
- Free genePIX software for acquisition and analysis



TECHNICAL SPECIFICATIONS

CAMERA	
SENSOR	1/3 INCH
RESOLUTION	5 MILLION PIXELS
IMAGE DEPTH	12/16 BIT
GREYSCALES	4,096/65,536
DYNAMIC RANGE	3.6 - 4.8
LENS	MANUAL ZOOM 6.5-39MM, F1.4
MAXIMUM VIEWING AREA	20 x 20CM
ILLUMINATION	
WHITE EPI OVERHEAD	YES
UV TRANSILLUMINATOR	302 NM
CONVERTERS	
UV/VISIBLE LIGHT CONVERTER	OPTIONAL
UV/BLUE LIGHT CONVERTER	OPTIONAL
SOFTWARE	
GENEPIX IMAGE CAPTURE	YES
DATA TYPES	SGD, BMP, TIFF AND JPEG
GENEQUANT IMAGE ANALYSIS	YES
SIZE	
DIMENSIONS (H x D x W) CM	62 x 37.5 x 40

workflow

- gelLITEPACK includes multiSUB Midi electrophoresis system, powerPRO 300 power supply, agarose gel reagents and gelLITE imaging system
- Everything required, from gel loading to gel imaging and quantification with up to 100 samples



ORDERING INFORMATION

gelLITE*	gelLITE Gel Documentation System 240V/50Hz with 302nm UV transilluminator and UV imaging filter		
gelLITEPRO*	gelLITE Gel Documentation System 240V/50Hz with 302nm UV transilluminator, white light converter screen and UV imaging filter		
gelLITE PROSAFE*	gelLITE Gel Documentation System 240V/50Hz with 302nm UV transilluminator, white light and blue light converter screens and UV imaging filter		
gelLITESAFE*	gelLITE Gel Documentation System 240V/50Hz and blue light converter screen		
gelLITEPACK*	Complete Gel Documentation Workflow kit 240V/50Hz including gelLITE gel documentation system, multiSUB Midi agarose gel tank, reagents and accessories		
WLC-3023	Visible light converter screen, 30x23cm	CSL-UVPS22	UV Transparent Cutting Platform 22 x 22cm
BLC-2126	UV to Blue light converter screen, 21x26cm, for safe dyes	CS-FSG-58	Safe stain filter to be combined with the blue light converter screen

*Other voltage/Hz combinations available

Low cost, all-in-one gel imaging, gelONE features an in built touch screen and processor running dedicated imaging software

gelONE with automated acquisition through an intuitive touch screen interface offers the perfect solution for gel imaging. Compatible with both traditional DNA stains and safe stains, gelONE is suitable for any lab. Images are captured using the built in software, and saved direct to USB memory sticks for transfer to PC. The geneQUANT advanced image analysis package is included with all systems, license free.



KEY FEATURES

- Integrated 7" touch screen computer dedicated to imaging for efficient acquisition
- 5 megapixel camera with excellent low light sensitivity
- 20 x 24 cm 302nm UV transilluminator enables imaging of large format gels
- Printer connects directly to gelONE – options available: P95DW MITSUBISHI DIGITAL THERMAL PRINTER; CANON SELPHY CP1200
- Safety switch prevents accidental UV exposure



TECHNICAL SPECIFICATIONS	
CAMERA	5 MILLION PIXEL
SENSOR	1/2.5 INCH
BIT DEPTH	12/16 BIT
GREYSCALE	65,536
DYNAMIC RANGE	3.6/4.8 (EXTENDED)
LENS	8 - 48MM F/1.2
VIEWING AREA	20 x 24CM
ILLUMINATION	
SLIM TRANSILLUMINATOR 20 x 24cm	UV 302NM
BLUE CONVERTER SCREEN 21 x 26cm	OPTION
VISIBLE LIGHT CONVERTER	OPTION
WHITE EPI	YES
7 INCH TOUCH SCREEN	
SOFTWARE	
IMAGE CAPTURE	YES
GENEQUANT ANALYSIS	YES
PRINTER OPTIONS	
	P95DW MITSUBISHI DIGITAL THERMAL PRINTER CANON SELPHY CP1200
PAPER AND INK	
	K65HM THERMAL PAPER, MATT K91HG THERMAL PAPER, GLOSSY CANON KP-1081N
SIZE	
DIMENSIONS (H x D x W) CM	75 x 31 x 45
WEIGHT	20 KG

workflow

- gelONEPACK includes multiSUB Choice electrophoresis system, powerPRO 300 power supply, agarose gel reagents and gelONE all-in-one imaging system
- Everything required, to go from gel loading to gel imaging and quantification



ORDERING INFORMATION

gelONE-E*	Gel Documentation System with in built touch screen and software, with large UVT, 230V, 50Hz		
gelONEPACK*	Complete Gel Documentation Workflow kit including gelONE gel documentation system, multiSUB Choice agarose gel tank, reagents and accessories.		
WLC-3023	White light converter screen for gelLITE/gelONE	CS-MATTP	Thermal paper, Matt, 1 roll
BLC-2126	Blue light converter screen for gelLITE/gelONE	CS-GLOSSP	Thermal paper, Glossy, 1 roll
UVSHIELD2020	UV Blocking Shield for gelLITE and gelONE	GELONE-NETUSB	Network dongle
CSL-PRINTUSB	Mitsubishi Digital Thermal Printer		

* Other voltage/Hz combinations available



gelPRO is a high resolution automated system which offers a complete solution to all fluorescence and visible nucleic acid and protein imaging, analysis and documentation needs. The system can also be upgraded to acquire chemiluminescence and multiplex images

This top of the range automated gel documentation system with smart motor driven feedback zoom lens and filter wheel enables the user to save protocol and acquire further images at the click of a button.

KEY FEATURES

- Upgradeable to chemiluminescence
- Spacious darkroom - view up to 25x30cm gels
- 5 MP camera resolves close bands and detects nanogram amounts
- Automated or manual acquisition options for increased versatility
- genePIX acquisition software can be used in a 21CFR Part 11 compliant environment



workflow

- gelPROPACK includes multiSUB Screen electrophoresis system, powerPRO 500 power supply, agarose gel reagents and gelPRO imaging system
- A huge maximum sample limit of 672
- gelPRO can be upgraded to chemiluminescence for western blot imaging



TECHNICAL SPECIFICATIONS

CAMERA	
IMAGE RESOLUTION (MEGAPIXELS)	5
EFFECTIVE RESOLUTION (MEGAPIXELS)	15.3
A/D	12/16 BIT
GREYSCALES	65 536
QUANTUM EFFICIENCY @ 425NM	52%
COOLING - REGULATED	N/A
LENS (MOTOR DRIVEN)	F1.2 WITH FEEDBACK
FILTER WHEEL (7 POSITION)	●
UV FILTER*	●
USE WITH EXTERNAL PC	●
DARKROOM - STANDARD	●
FURTHER LIGHTING OPTIONS	
EPI LED WHITE LIGHTS	●
EPI UV 302NM**	●
VISIBLE LIGHT CONVERTER (33 x 31 cm)	●
WHITE LIGHT PAD FOR VISIBLE STAINS (20 x 14 OR 20 x 30 cm)	●
ULTRABRIGHT LED BLUE LIGHT TRANSILLUMINATOR (20 x 16 cm)	●
UV TRANSILLUMINATOR 302NM (25 x 30 cm)***	●
DIMENSIONS	
MAXIMUM IMAGE AREA (CM)	32.5 x 24.1
MINIMUM IMAGE AREA (CM)	5.6 x 4.2
W x H x D (CM)	57 x 84 x 45
WEIGHT (KG)	37
SUPPLY VOLTAGE (V AC)	115 / 240

ORDERING INFORMATION

gelPRO-302E*	Gel Documentation System 240v/50H with 302nm UVT (other wavelengths available) for fluorescence and visible applications		
gelPROPACK*	Complete Gel Documentation Workflow kit including gelPRO gel documentation system, multiSUB Screen agarose gel tank, reagents and accessories.		
CS-BLC	UV to Blue light converter, Size 25x30cm, suitable for DNA safe dyes	CS-EPIUV	2 x UV module - with 302nm tubes for TLC plates
CS-WLC	UV to Visible light converter, Size 30.5x33cm	UVSHIELD2530	UV Blocking Shield for band cutting
CS-WLPAD	20 x 14 cm Fold down white light pad with brackets		

*Other voltage/Hz combinations available

chemiLITE is an optimised dedicated chemiluminescence imaging system that allows the detection of target proteins on Western blots with greater sensitivity than films and more than double the dynamic range.

chemiLITE offers the perfect solution for users that requires a chemiluminescence system at an affordable price without compromising on the quality and sensitivity of the results. This chemiluminescence system is highly suitable for groups that perform Western blots routinely.



KEY FEATURES

- 4 MP cooled CCD, high quantum efficiency (QE) camera to detect even the faintest bands without background noise
- Internal Epi-white light for sample positioning and coloured protein ladder acquisition
- Small footprint to suit laboratories where space is a premium
- Automated series acquisition available to minimise workload and maximise efficiency



ADVANCED LENS
The F/0.95 fixed focus lens gives optimum image quality

HIGH QUANTUM EFFICIENCY CAMERA
4 MP, effective 16MP, cooled CCD camera for superb spatial resolution and double the dynamic range of film

SUPER LOW COOLING
Peltier cooling with exceptional signal to noise performance allows long exposure times. Both weak and strong chemiluminescent bands can be detected on one crisp image, without any annoying background noise.


WHITE LIGHT
To position blots and detect coloured markers, chemiLITE features overhead, long-life white LED EPI lighting

SLIDE-OUT DRAWER
The automatic slide-out drawer saves bench space and allows the easy positioning of blots. Its magnetic lock ensures that the darkroom is completely light-tight, resulting in perfect image capture every time.

PC CONTROL
chemiLITE easily connects to the user's choice of computer offering great flexibility

workflow

- WesternFlowLITE includes Mini Vertical System CVS10DSYS, powerPRO 300 power supply, semi-dry blotter SD10, reagents and chemiLITE imaging system



TECHNICAL SPECIFICATIONS

CAMERA	
IMAGE RESOLUTION (MEGAPIXELS)	4
EFFECTIVE RESOLUTION (MEGAPIXELS)	16
A/D	16 BIT
GREYSCALE	65,536
QUANTUM EFFICIENCY (@ 425NM)	73%
LENS (MOTOR DRIVEN, FIXED FOCUS)	F/0.9
COOLING	PELTIER
FIXED STAGE	TRUE LENS IMAGING
USE WITH EXTERNAL PC AND PRINTER (NOT INCLUDED)	YES
ILLUMINATION	
EPI LED WHITE LIGHTS	YES
DIMENSIONS	
MAX IMAGE AREA (CM)	11 x 8
MIN IMAGE AREA (CM)	11 x 8
W x H x D (CM)	37.5 x 44 x 43
WEIGHT (KG)	APPROX. 20
POWER INPUT (V)	100-240

ORDERING INFORMATION

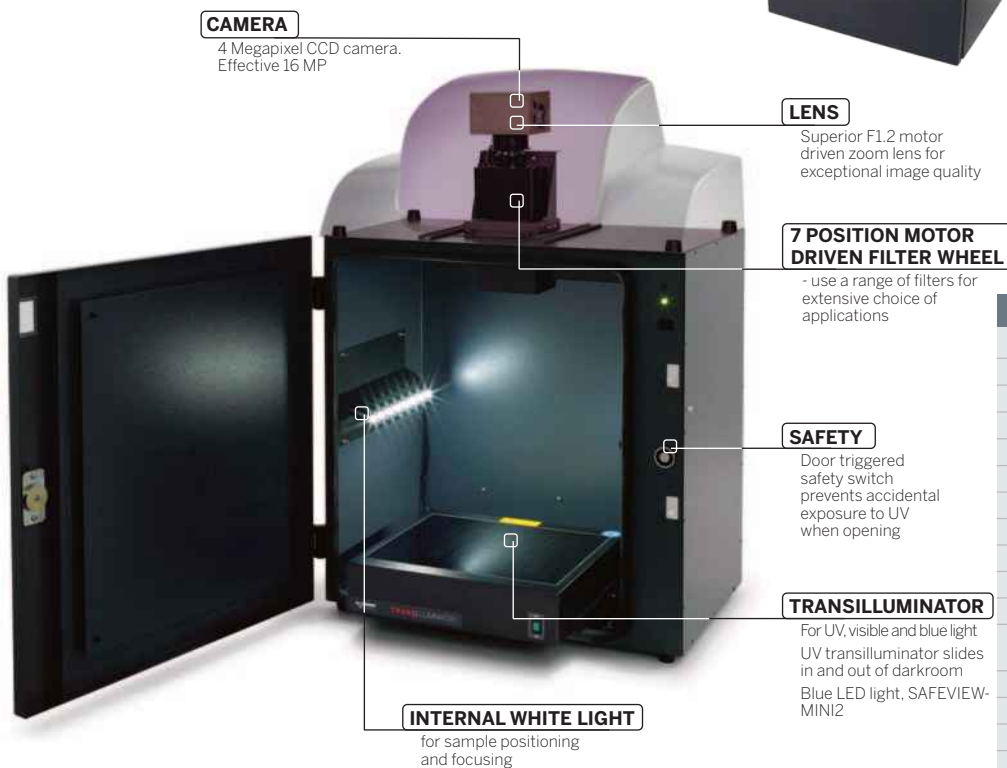
- chemiLITE** Chemiluminescence Detection System 100-240V includes acquisition and analysis software
- WesternFlowLITE*** Complete Western Blotting Workflow solution including vertical gel tank, semi-dry blotter, power supply, reagents and chemiLITE chemiluminescence imaging system

chemiPRO offers a complete solution for all imaging requirements at an affordable price. This advanced comprehensive Chemiluminescence Imaging system enables imaging of protein, DNA, RNA gel plus chemiluminescence and fluorescence blots as well as in vivo imaging.

This automated versatile imaging system can be fully expanded and tailored to the user's workflow, with upgradeable lighting options to enable fluorescence imaging and multiplexing acquisition of gels and blots. The 16 effective MP camera generates high quality and resolution images suitable for publications and accurate analysis.

KEY FEATURES

- High quantum efficiency (QE) cooled CCD camera for excellent signal to noise ratio
- Multiplex imaging of up to 5 different channels with UV RGB HI-LED lighting options – Multiple filters available
- HI-LED RGBIR lighting (optional) are up to 200 times brighter than standard LEDs for improved sensitivity
- Stain-free imaging capability
- Auto-exposure and protocol driven image capture features



TECHNICAL SPECIFICATIONS	
CAMERA	
IMAGE RESOLUTION (MEGAPIXELS)	4
EFFECTIVE RESOLUTION (MEGAPIXELS)	16
CAMERA SENSOR	CCD
COOLING - REGULATED	-57°C
A/D	16 BIT
GREYSCALE	65,536
DYNAMIC RANGE OD	4.8
QUANTUM EFFICIENCY (@ 425NM)	73%
LENS (MOTOR DRIVEN)	F1.2 ZOOM
STAGE	FIXED
FILTER WHEEL (7-POSITION MOTOR DRIVEN)	ALL FLOURESCENCE APPLICATIONS
UV FILTER	Yes
USE WITH EXTERNAL PC AND PRINTER	Yes
LIGHTING	
EPI LED WHITE LIGHTS	Yes
HI-LED (RED, BLUE, GREEN)	OPTIONAL
HI-LED (RED, INFRARED)	OPTIONAL
HI-LED (RED, BLUE, GREEN, INFRARED)	OPTIONAL
VISIBLE LIGHT CONVERTER	OPTIONAL
BLUE CONVERTER SCREEN	OPTIONAL
SLIDE-OUT UV TRANSILLUMINATOR 302NM, (VARIOUS SIZES AVAILABLE)	OPTIONAL
EDGE LIGHTING UNIT	No
DIMENSIONS	
MAXIMUM IMAGE AREA (CM)	32.5 x 24.1
MINIMUM IMAGE AREA (CM)	5.6 x 4.2
W x H x D (CM)	57 x 84 x 45
WEIGHT (KG)	37
SUPPLY VOLTAGE (V AC)	115 / 240

workflow

- WesternFlowPRO systems include omniPAGE electrophoresis gel chambers, powerPRO 3AMP power supply, semi-dry blotter, PAGE and blotting reagents and chemiPRO imaging system
- Optional RGB module for imaging fluorescent antibodies and dyes
- UV transilluminator included



ORDERING INFORMATION

chemiPRO	chemiPRO Complete System 100-240V (Chemi Only, No UV Transilluminator)		
chemiPRO-302E*	chemiPRO 240V/50Hz with 302nm 230V 50Hz (Europe) UV Transilluminator, 25x30cm		
WesternFlowPROMINI*	Complete Mini Western Blotting Workflow kit including mini vertical gel tank, semi-dry blotter, power supply, reagents and chemiPRO chemiluminescence imaging system		
WesternFlowPROMAXI*	Complete Maxi Western Blotting Workflow kit including large vertical gel tank, semi-dry blotter, power supply, reagents and chemiPRO chemiluminescence imaging system		
CS-BLC	UV to Blue Light converter, 25x30cm suitable for DNA safe dyes	CS-FIR	800nm filter for IR light (range 809-876nm)
CS-WLC	UV to Visible Light converter, 30.5x33cm	CS-FBL	525nm Filter for blue light (range 516-539m)
CS-EPIUV	2 x UV module – with 302nm tubes (for TLC plates)	CS-FGL	605nm Filter for green light (range 594-610nm)
CHEMIMOD-RGBIR	chemiPRO RGB & IR HI-LED Lighting Module	CS-FRL	705nm Filter for red light (range 700-720nm)

*Other voltage/Hz combinations available




chemiPRO XS 6/9

ChemiPRO XS offers a compact and comprehensive advanced tool for all imaging requirements of a Life science laboratory. The high sensitivity cooled CCD camera and adjustable motor driven stage enables users to capture even faintest bands.

The chemiPRO XS is a sophisticated gel Imaging system designed to make gels and blots image acquisition easy and efficient. Its application driven databased acquisition software ensure high standard publications quality images at the click of a button.

KEY FEATURES

- High quantum efficiency (QE) CCD camera
- Multiplex imaging of up to 5 different channels with UV, blue and RGB HI-LED lighting options – Multiple filters available
- Stain-free imaging capability
- Auto-exposure
- Adjustable stage software controlled
- Excellent signal to noise ratio
- Protocol driven image capture
- Motor driven lens and filter wheel



TECHNICAL SPECIFICATIONS

CAMERA	
IMAGE RESOLUTION (MEGAPIXELS)	6 or 9
EFFECTIVE RESOLUTION (MEGAPIXELS)	18 or 27
IMAGE SENSOR	CCD
A/D	16 BIT
GREYSCALE	65,536
DYNAMIC RANGE OD	4.8
QUANTUM EFFICIENCY (@ 425nm)	73%
COOLING	-57°C, PELTIER
LENS (MOTOR DRIVEN AUTO FOCUS)	F0.95
STAGE	MOVING
FILTER WHEEL (7-POSITION MOTOR DRIVEN)	ALL FLUORESCENCE APPLICATIONS
UV FILTER	YES
DARKROOM	
EXTENDED WITH MOTOR DRIVEN STAGE	YES
LIGHTING	
EPI LED WHITE LIGHTS	YES
HI-LED (RED, BLUE, GREEN)	OPTIONAL
HI-LED (RED, INFRARED)	OPTIONAL
HI-LED (RED, BLUE, GREEN, INFRARED)	OPTIONAL
VISIBLE LIGHT CONVERTER	OPTIONAL
WHITE LIGHT PAD FOR VISIBLE STAINS (20 x 14cm)	NA
BLUE CONVERTER SCREEN	OPTIONAL
SLIDE-OUT UV TRANSILLUMINATOR 254, 302, 365nm, (VARIOUS SIZES AVAILABLE)	OPTIONAL
EDGE LIGHTING UNIT	NA
DIMENSIONS	
MAX IMAGE AREA (CM)	15 x 12
MIN IMAGE AREA (CM)	10 x 8
W x H x D (CM)	40 x 64 x 52
WEIGHT (KG)	APPROX. 40
POWER INPUT (V)	100-240

workflow

- The items shown adjacent are included with the WESTERNFLOWXS package
- For the WESTERNFLOWXSRGB package the following additional products are supplied:
- CS-FBL (525nm), CS-FGL (605nm), CS-FRL (705nm) Filters
- CHEMIMOD-XS-RGB LED lighting option covering Red, Green and Blue



ORDERING INFORMATION

ChemiPRO-XS6-E*	chemiPRO XS 6 MP camera Imaging System without UVT, 230V, 50Hz		
ChemiPRO-XS9-E*	chemiPRO XS 9 MP camera Imaging System without UVT, 230V, 50Hz		
WesternFlowXS*	Complete Mini Western Blotting Workflow kit including vertical gel tank, semi-dry blotter, power supply, reagents and chemiPRO XS 6MP chemiluminescence imaging system		
WesternFlowXSRGB*	Complete Mini RGB Blotting Package with chemiPRO XS 6MP chemiluminescence imaging system		
CS-2020M-E*	Transilluminator (20 x 20cm; 302nm) 230V, 50Hz	CS-FGL	605nm Filter for green light (range 594-610nm)
CHEMIMOD-XS-RGBIR	HI-LED Lighting option covering Red, Green, Blue and InfraRed	CS-FRL	705nm Filter for red light (range 700-720nm)
CS-FIR	800nm filter for IR light (range 809-876nm)	WLC-3023	Visible light converter screen, 30x23cm
CS-FBL	525nm Filter for blue light (range 516-539m)		

* Other voltage/Hz combinations available; † only available for XL model



chemiPRO XL 6/9

This superior chemiluminescence imaging system offers market-leading performance with ease of use for visible light (RGB), infrared (IR) fluorescence and chemiluminescence detection and all general gel documentation applications as well as some in vivo imaging applications.

chemiPRO XL provides the ideal solution for detection of proteins on Western blots. It offers the powerful features and hardware for researchers of all experience levels. Its chemiluminescence capability delivers sensitive detection of picogram or femtogram levels, while in fluorescence mode, multiple different proteins can be detected and quantified on one blot. Additionally, the cooled, high quantum efficiency camera can be set between 6 or 9 mega pixel for unrivaled levels of sensitivity with minimal background interference.



KEY FEATURES

- High quantum efficiency (QE) CCD camera
- Multiplex imaging of up to 5 different channels with UV, RGB and IR HI-LED lighting options – Multiple filters available
- Stain-free imaging capability
- Auto-exposure
- Adjustable stage software controlled
- Excellent signal to noise ratio
- Protocol driven image capture
- Motor driven lens and filter wheel
- Maximum imaging area 34.5 x 27.6 cm
- CFR21 Part 11 compliant
- Acquisition and Analysis Software Included

CAMERA

6- or 9- Megapixel CCD camera. Effective 18 or 27 MP

LENS

Superior F0.8 or 0.95 motor driven zoom lens for exceptional image

7 POSITION MOTOR DRIVEN FILTER WHEEL

- use a range of filters for extensive choice of applications

SAFETY

Door triggered safety switch prevents accidental exposure to UV when opening

INTERNAL WHITE LIGHT

for sample positioning and focusing
RGBIR Module (optional)

ADJUSTABLE STAGE & TRANSLUMINATOR

For UV, visible and blue light
Motor Driven Adjustable stage for increased chemiluminescence sensitivity

TECHNICAL SPECIFICATIONS

CAMERA	
IMAGE RESOLUTION (MEGAPIXELS)	6 OR 9
EFFECTIVE RESOLUTION (MEGAPIXELS)	18 OR 27
IMAGE SENSOR	CCD
A/D	16 BIT
GREYSCALE	65,536
DYNAMIC RANGE OD	4.8
QUANTUM EFFICIENCY (@ 425NM)	73%
COOLING	-57°C, Peltier
LENS (MOTOR DRIVEN AUTO FOCUS)	F0.8
STAGE	MOVING
FILTER WHEEL (7-POSITION MOTOR DRIVEN)	ALL FLUORESCENCE APPLICATIONS
UV FILTER	YES
DARKROOM	
EXTENDED WITH MOTOR DRIVEN STAGE	YES
LIGHTING	
EPI LED WHITE LIGHTS	YES
HI-LED (RED, BLUE, GREEN)	OPTIONAL
HI-LED (RED, INFRARED)	OPTIONAL
HI-LED (RED, BLUE, GREEN, INFRARED)	OPTIONAL
VISIBLE LIGHT CONVERTER	OPTIONAL
WHITE LIGHT PAD FOR VISIBLE STAINS (20 x 14cm)	OPTIONAL
BLUE CONVERTER SCREEN	OPTIONAL
SLIDE-OUT UV TRANSLUMINATOR 254, 302, 365nm. (VARIOUS SIZES AVAILABLE)	OPTIONAL
EDGE LIGHTING UNIT	OPTIONAL
DIMENSIONS	
MAX IMAGE AREA (CM)	34.5 x 27.6
MIN IMAGE AREA (CM)	15.6 x 12.5
W x H x D (CM)	57 x 99 x 55
WEIGHT (KG)	APPROX. 45
POWER INPUT (V)	100-240
WEIGHT (KG)	APPROX. 45

ORDERING INFORMATION

chemiPRO-XL6-E* chemiPRO XL 6MP camera Imaging System without UVT, 230V, 50Hz

chemiPRO-XL9-E* chemiPRO XL 9MP camera Imaging System without UVT, 230V, 50Hz

WesternFlowXLMINI* Complete Mini Western Blotting Workflow kit including vertical gel tank, semi-dry blotter, power supply, reagents and chemiPRO XL 6MP chemiluminescence imaging system

WesternFlowXLMAXI* Complete Maxi Western Blotting Workflow kit including vertical gel tank, semi-dry blotter, power supply, reagents and chemiPRO XL 6MP chemiluminescence imaging system

CS-2530M-E* Transilluminator (25x30cm; 302nm) 230V, 50Hz

CS-FIR 800nm filter for IR light (range 809-876nm)

CS-BLC UV to Blue light converter, Size 25x30cm suitable for DNA safe dyes

CS-FBL 525nm Filter for blue light (range 516-539nm)

CS-WLC UV to Visible light converter, Size 30.5x33cm

CS-FGL 605nm Filter for green light (range 594-610nm)

CS-EPIUV 2 x UV module – with 302nm tubes (for TLC plates)

CS-FRL 705nm Filter for red light (range 700-720nm)

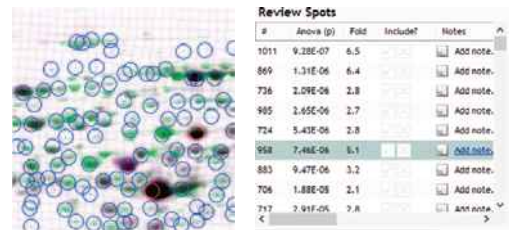
CHEMIMOD-RGBIR chemiPRO RGB & IR HI-LED Lighting Module

*Other voltage/Hz combinations available;

CLIQS gel analysis software options are available for quantitative gel analysis following gel documentation. Each software option offers the highest level of automation currently available and guides the user step by step through the analysis process.

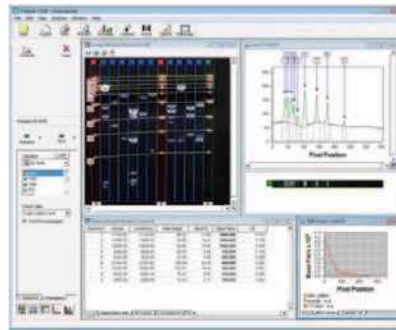
A user-friendly interface is split into four parts allowing the user to view within a single screen every aspect of gel quantitation, including the gel image, lane and band profiles, analysis data and the help menu. CLIQS gel quantitation is suitable for all users regardless of their experience. More advanced CLIQS 1D PRO software is recommended for researchers performing in-depth lane relationship studies.

2D gel electrophoresis software



SameSpots overcomes the common problems faced using 2D gel electrophoresis for differential protein expression analysis such as lack of reproducibility in results, hours of tedious spot editing and confidence in the statistical significance of measuring protein expression changes. SameSpots is simple to use and provides fast, objective results for differential expression of intact proteins using 2-D gels.

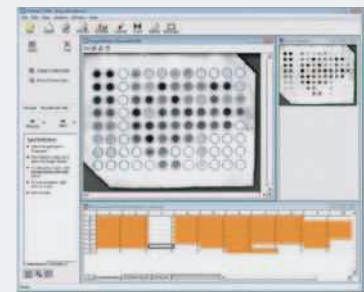
TECHNICAL SPECIFICATIONS	CLIQS	CLIQS 1D 21CFR	CLIQS 1D Pro
AUTOMATIC DETECTION OF LANES AND BANDS	✓	✓	✓
AUTOMATIC BACKGROUND SUBTRACTION	✓	✓	✓
IMAGE MANIPULATION TOOLS	✓	✓	✓
MOLECULAR WEIGHT CALIBRATION	✓	✓	✓
QUANTITY CALIBRATION AND NORMALISATION	✓	✓	✓
PROFILE DECONVOLUTION	✓	✓	✓
RF CALIBRATION	✓	✓	✓
BAND PATTERN MATCHING - SINGLE GEL	✓	✓	✓
BAND PATTERN MATCHING - LINES ACROSS MULTIPLE GELS			✓
BAND PATTERN QUERIES			✓
DENDROGRAM - SINGLE GEL	✓	✓	✓
DENDROGRAM - LANES FROM MULTIPLE GELS			✓
DATA ARCHIVE AND SEARCH FACILITY			✓
CLASSIFICATION AND IDENTIFICATION TOOLS			✓
REPORTS	✓	✓	✓
SUPPORTS COMPLIANCE WITH 21CFR PART 11		✓	
ARRAY ANALYSIS MODULE	✓		
COLONY COUNTING MODULE	✓		
TOOLBOX FOR GENERAL ANALYSIS	✓		



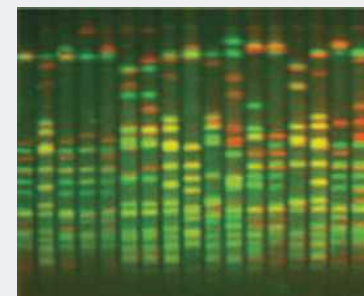
CLIQS, the software supplied exclusively with all microDOC1D models, features a user-friendly interface and help menu that provide a simple, guided workflow for fast and accurate quantitation and calibration of 1D gels and western blots. Main benefits include:

- The capacity to review each step within the automated workflow analysis, and manually intervene or edit if desired
- Highly developed algorithms which accurately detect lanes and bands even on distorted gel images
- A range of visualisation tools that facilitate further examination of lane and band data to verify results, including band calibration from Molecular Size standard lanes and accurate quantitation derived from known band volumes.

CLIQS includes a 1D module plus three modules for array analysis; colony counting and 2D spot measurement and general feature-based image analysis. The array analysis module can automatically detect up to 1536 wells or arrays spots and may also be used to quantify dot and slot blots. Array analysis and Toolbox modules also include multiplex analysis functionalities.



CLIQS – Array Analysis



TotalLab 1D / CLIQS – Multiplex Analysis

CLIQS 1D Pro is more advanced analysis software used primarily for band-pattern matching within individual DGGE, SSCP and RFLP gels that are important for cultivar experiments, evolutionary biology and population genetics. CLIQS 1D Pro has a powerful band matching feature, which is flexible and easy to use, while visual tools show the results of matching and identify similarities within an individual gel, including lane clustering via dendrograms. More info on our software range can be found on our website.



for more information on CLIQS analysis software

ORDERING INFORMATION

CLIQS	Core Laboratory Image Quantification Software (1D Image Analysis of DNA & protein, Western blotting, Colony counting and basic 2D spot measurement)
CLIQS1DPRO	Core Laboratory Image Quantification PRO Software (Accurate comparison of banding patterns in samples across multiple gels/experiments)
CLIQS1D21CFR	Core Laboratory Image Quantification PRO Software (Accurate comparison of banding patterns in samples across multiple gels/experiments) 21CFR compliance for GLP/GMP laboratories Automated detection algorithms for fast and accurate image analysis
SAMESPOTS	Pro 2D Software


safeVIEW Mini-2

The advanced SafeVIEW-MINI2 offers a safe way to view and document gel samples.

With a compact design, this transilluminator serves as the perfect workstation for viewing and working with fluorescently-stained nucleic acid gels. The blue light source has the added advantage that it does not cause damage to DNA or RNA that would normally be associated with UV light. A separate 580nm amber filter screen and a thinner lightweight casing combined with an imaging size of 153 x 153mm means it can be used to view small to medium sized gels and is compatible with multiSUB mini, midi and choice Horizontal DNA gel tanks. safeVIEW-MINI2 can also be used with our GDH-BASIC imaging hood to reduce background light letting you capture gel images with your mobile phone camera.

KEY FEATURES

- Thinner and more lightweight body
- Easy to carry in between labs
- Aluminium alloy casing design
- Excellent heat dispersion
- Energy saving
- 470nm harmless blue light for direct human contact



GDH Basic Hood (with optional safeVIEW-MINI2)



GDH-BASICKIT (phone not included)

TECHNICAL SPECIFICATIONS	
Dimensions (WxLxH)	20x20x1.39cm
Viewing Area	15.3 x 15. cm
Blue Light Source	15W
Illuminator Base Design	flat bed
Blue Light Wavelength	470nm
Automatic Shutdown	approximately 6 min
Material	aluminium alloy
Power Rating	DC 12V, 2A
Weight	approximately 760g

runVIEW MINI

A mini blue light illuminator that fits right under your gel tank.


The runVIEW MINI uses harmless blue light to illuminate both traditional Ethidium bromide stained gels as well as new generation safe stains such as runSAFE. Slotting under any gel tank, but perfect for our MINI and MIDI sized multiSUB gel tanks.

The system comes with an orange filter window to visualise DNA in real time within your gel tank, perfect for quickly checking PCR fidelity and restriction digest results.

The system can also be used as a stand-alone transilluminator with the gel placed direction on the illuminator.

KEY FEATURES

- High intensity blue LED illuminator allows visualisation of a wide range of fluorescent gel stains
- Slots easily under multiSUB MINI and MIDI sized tanks for instant DNA visualisation
- Base illumination provide excellent uniformity
- Compatible with runSAFE, commercial safe stains and ethidium bromide



RVMIDISYS



RVMIDISYS



RVMINI-LID

TECHNICAL SPECIFICATIONS	
Dimension (WxLxH)	approximately 8.6x17.0x2.5cm
Viewing Area (WxL)	approximately 11.2x7.46cm
Blue Light Source	20W
Blue Light Wavelength	470nm
Automatic Shutdown	6 min
Material	aluminium alloy
Power	DC 12V, 2A
Weight	approximately 338g

ORDERING INFORMATION

SAFEVIEW-MINI2	Blue Light Transilluminator 15.3 x 15.3cm, with filter and Hood	RVMINISYS	MSMINIDUO fitted with Orange filter lid plus RVMINI
GDH-BASIC	Gel Documentation Hood – Basic- No camera (use with a phone)	RVMIDISYS	MSMIDIDUO fitted with Orange filter lid plus RVMINI
GDH-BASICKIT	GDH-BASIC and SAFEVIEW-MINI2	RVMINI-LID	Orange filter lid for MSMINI
RVMINI	Mini Blue Light Transilluminator, 11.2 x 7.4cm with filter	RVMIDI-LID	Orange filter lid for MSMIDI


Dual colour transilluminator, featuring white light illuminator for colorimetric gel imaging and blue LED illuminator for fluorescent stains.

The proBLUEVIEW mini transilluminator makes bulky UV and White light tables a thing of the past.

Featuring powerful LED lighting arrays for both blue (470 nm) and white (broad wavelength) illumination and a much smaller footprint compared to traditional UV transilluminators, the proBLUEVIEW is the perfect tool for imaging a whole range of electrophoresis gels, allowing you to save on bench space. The LED lights mean that UV bulb ageing is no longer an issue and the inbuilt white LED array means separate white light tables are no longer necessary.

The proBLUEVIEW is perfect for teaching labs in universities and schools where space is limited and multifunctional equipment is ideal.

proBLUEVIEW is compatible with blue light excited safe DNA stains, as well as traditional stains such as ethidium bromide



KEY FEATURES

- Dual Blue and White light source to image fluorescent and colorimetric gels
- Magnetic filter compatible with wide range of DNA stains
- 3 level adjustable LED intensity
- High Quality Aluminium housing
- Automatic power-off to prevent heat build-up
- Bottom up illumination provides even sample illuminator

TECHNICAL SPECIFICATIONS

Unit Dimensions (WxLxH)	18.5 x 22 x 3 cm
Gel Viewing Dimensions (WxL)	12 x 18 cm
LED Source	built-in blue light & white light LED module
LED life (hours)	>30,000
Emission maxima (nm)	470 nm
Automatic Power-Off	5 mins
Filter Type	amber filter (580nm)
Certifications	CE/ETL



proBLUEVIEW



Supplied with a flatpack hood



Use your phone to capture an image

peristaltic pumps

This versatile peristaltic pump is an ideal accessory for gradient gel formation with the VS20-DGGE.

The easy-to-use pump head design accommodates several different silicon tubing sizes. This provides a great flexibility for a wide range of flow rates to be utilised when connecting with different sizes of tubings. Pump speed is adjustable up to maximum of 350 rpm, making it ideal for a wide range of applications, which include filtration, circulation, sampling, chemical spraying, dispensing, transferring, feeding and filling.



TECHNICAL SPECIFICATIONS

No. of Heads	1
Maximum rpm:	350
Resolution	0.1 rpm below 100 rpm, 1 rpm above 100 rpm
Pump Flow Rate	0.0016 – 1330 ml/min
Dimensions (H x L x W)	20 x 34 x 13 cm
Weight	5.7 kg

ORDERING INFORMATION

proBLUEVIEW BLUE Light Transilluminator, 12 x 18cm, (Including hood)

PP1 Single Peristaltic Pump, includes Silicon tube

MU-S13 Silicon tube I.D. 1/32", 25 ft

MU-S14 Silicon tube I.D. 1/16", 25 ft

EZEE UV Transilluminators

EZEE UV Transilluminators offer an ultra-violet light source for the analysis of fluorescently stained electrophoresis gels.

Available in 21x21cm and 21x26cm sizes, these transilluminators are supplied either as standalone units or with the microDOC, as part of a fully integrated gel documentation system. With a large surface area, each transilluminator serves as the perfect workstation for viewing and working with fluorescently-stained protein and nucleic acid gels.

Standard features include a high/low intensity safety switch and an efficient starter that allows each of the six 8-Watt UV tubes to energise quickly without flickering, while special filter glass minimises unwanted background light. All of these features maximise contrast and sensitivity, allowing even the faintest fluorescent gels to be viewed. Two dual wavelength models offer added flexibility and convenience.

The 312nm wavelength model is recommended for standard gel documentation requirements, while 254nm wavelength models will cause more DNA damage and are suited to other applications such as crosslinking. 254nm bulbs may also be visible through the filter making them unsuitable for gel documentation.

KEY FEATURES

- Three Wavelength options: 254 / 312 / 365 nm
- Two Dual wavelength models
- High efficiency reflector
- Hi / Lo intensity switch

TECHNICAL SPECIFICATIONS

Filter size, Small	21 x 21cm
Light source	8W x 6 tubes
Unit Dimensions (WxLxH)	34 x 29.5 x 10cm
Filter size, Large	26 x 21 cm
Light source	8W x 8 tubes
Unit Dimensions (WxLxH)	34 x 29.5 x 10cm



MicroDOC sits conveniently on the small UV Transilluminator

ORDERING INFORMATION

CSLUVTS254	UV Transilluminator small, 21 x 21 cm, 254 nm	CSLUVTSDU0312	UV Transilluminator small, 21 x 21 cm, 254/312 nm
CSLUVTS254L	UV Transilluminator large, 26 x 21 cm, 254 nm	CSLUVTSDU0312L	UV Transilluminator large, 26 x 21 cm, 254/312 nm
CSLUVTS312	UV Transilluminator small, 21 x 21 cm, 312 nm	CSLUVTSDU0	UV Transilluminator small, 21 x 21 cm, 254/365 nm
CSLUVTS312L	UV Transilluminator large, 26 x 21 cm, 312 nm	CSLUVTSDUOL	UV Transilluminator large, 26 x 21 cm, 254/365 nm
CSLUVTS365	UV Transilluminator small, 21 x 21 cm, 365 nm	CSLUVTSDU0365	UV Transilluminator small, 21 x 21 cm, 312/365 nm
CSLUVTS365L	UV Transilluminator large, 26 x 21 cm, 365 nm	CSLUVTSDU0365L	UV Transilluminator large, 26 x 21 cm, 312/365 nm
CSL-UVPS22	UV Transparent Cutting Platform 22 x 22 cm	CSL-UVSCRN	UV to white light Transilluminator screen converter
CSL-UVPS27	UV Transparent Cutting Platform 22 x 27 cm	CSL-MDOCWLB	White light box
		CSLTxxx	8W UV bulb (xxx = 254 nm, 312 nm or 365 nm)

EZ Gel Drying

With a drying area of 21 x 31cm, Midi Gel Dryer can dry six 10 x 10cm gels or a single larger gel. Maxi Gel Dryer with a 35 x 45cm drying area can dry twelve 10 x 10cm mini gels simultaneously.

Both unit's microprocessor controls temperature and time, each parameter being displayed on its own LED display. The gels are heated from the base plate while the vacuum removes the moisture from below to dry the gel homogeneously. These dryers feature optimal sealing using a silicone rubber cover and supporting mask. When applying the vacuum, a groove that frames the drying surface provides an optimal tight seal during the drying.



Gel Dryer Pump is a quiet, low maintenance oil free vacuum pump

KEY FEATURES

- Dry up to twelve 10 x 10cm gels at a time [maxi]
- Microprocessor controls temperature and timer
- Optimal tight seal during the drying process
- Pump; Oil-free vacuum down to ~ 9mbar ultimate vacuum
- Pump: outstanding chemical resistance and superior vapour tolerance

TECHNICAL SPECIFICATIONS	
Temperature Increment	0.1°C
Temperature Calibration	Yes
Temp Uniformity	± 0.2°C
Timer	1-999 mins
Drying Area	Midi 21 x 31cm Maxi 35 x 45cm
Operating Temp. Range	ambient to 90°C
Dimension WxLxH	Midi 30 x 36 x 8cm Maxi 44 x 50 x 8cm
Pump Flow Rate	35L/min
Pumping Speed	1.9m³/h / 2.1m³/h / .2cfm
Ultimate Vacuum (total)	9 mbar / 6.8 Torr
Dimensions WxLxH	24 x 35 x 33cm

UV Crosslinkers

The UVlink UV crosslinker is especially designed for binding nucleic acids to membranes. A membrane keypad facilitates manual or preset control of the desired UV dosage and exposure time, while a highly accurate microprocessor-controlled photo-feedback system maintains uniform output from each of the crosslinker's five 8-Watt UV bulbs. Other features comprise safety interlock switches to prevent accidental UV leakage during operation, a clearly visible LED, plus a large interior chamber and small footprint area. The crosslinker may be used in a variety of applications, such as colony or plaque lifts, UV sterilisation and gene mapping or DNA damage studies.



KEY FEATURES

- Programmable microprocessor control
- Automatic monitoring of UV energy
- Conspicuous front panel LED, with non-UV transmissible front door connected to safety interlock switches

TECHNICAL SPECIFICATIONS	
UV Source	5 x 8W UV bulbs, 254, 302 or 365nm
Exposure Time	0 - 999.9 minutes
Energy Ranges	0 - 99.99 J or 0 - 9.999 J
Internal Dimensions	26 x 33 x 14.5cm (WxDxH)
Footprint	35 x 36cm

ORDERING INFORMATION

CSL-GDVH*	Midi Gel Dryer, 21 x 31 cm	CSL-508.G*	Shortwave Crosslinker, 254nm
CSL-GDVH35*	Maxi Gel Dryer, 35 x 45 cm	CSL-508.M*	Midrange Crosslinker, 302nm
CSL-GDPUMP*	Gel Dryer Vacuum Pump	CSL-508.BL*	Longwave Crosslinker, 365nm

* For 110V units, add \$ to order code

omniPETTE

single and multi-channel pipettes

Ergonomically designed OMNIPETTE pipettes combine a slim handle, high accuracy and precision rates and robust structure, at very competitive prices.

Constructed from durable PP/PVDF they are noticeably lighter in weight than many competitor's models and so are more comfortable to hold and operate for extended periods - even in the smallest hand. This feature will also reduce the incidence of operator fatigue and Repetitive Strain Injury.

A continuously adjustable volumeter with digital readout allows simple and accurate dispensing. The robust construction along with the low thermal coefficient of the body of each pipette will prevent hand heat affecting sample measurements and reproducibility, even in prolonged usage.

Completely autoclavable

For sensitive laboratory applications, all omniPETTE models are fully autoclavable at 121°C/0.1 MPa/20 min. Unlike many other "autoclavable" pipettes, omniPETTE require minimal accuracy checks and/or recalibration

Eight models of single channel omniPETTE cover all volumes from 0.1µl up to 10ml. omniPETTE requires minimal maintenance. Its precise, self-locking stainless steel micrometer accurately adjusts the stroke of the polished, acid-resistant piston*.

Each pipette has its own unique serial number etched into the body and is supplied with its own individual certificate of calibration, as a guarantee of the unit's quality.

Single channel

omniPETTE's pipetting mechanism allows precise and effortless setting of pipette volume. Winding the counter from min to max volume can be performed rapidly with one hand.

Height adapters

Using a series of height adapters, the tip ejector position on the shaft is adjustable to allow the pipette's use with virtually all brands of tips.

Multi channel

omniPETTE Multi-Channel Pipettes are available in 8 and 12 channel models. Four overlapping volume ranges are provided to precisely meet liquid handling requirements from 0.5 to 300µl. The performance of every pipette is checked by gravimetric method and the results of test are printed in pipette Quality Control Certificate.

For comfortable pipetting in any direction, the tip manifold rotates 360°.

Suspension system

Each model features a revolutionary suspension system which allows the shafts to move independently and so retract slightly when they are pressed against a row of pipette tips. This ensures that all tips are secured on their individual shaft with the minimum of effort - and never fall off! In addition, an innovative ejector bar is curved, allowing the tips to be pushed off in steps, therefore reducing the amount of force required for ejection.

Individual piston assembly

Each channel of the pipette has an individual, precision piston assembly to ensure accuracy and reproducibility from one pipetting series to the next, as well as between channels. The micrometer is continuously adjustable for selection of whole or fractional volumes.



SINGLE CHANNEL PIPETTES

Cat. No.	Volume Range	Accuracy %	Coeff. Variation %	Cat. No.	Volume Range	Accuracy %	Coeff. Variation %
CV2	0.2 to 2µl	±12.0 to 1.5	±6.0 to 0.7	CV200	20 to 200µl	±1.2 to 0.6	±0.6 to 0.2
CV10	0.5 to 10µl	±4.0 to 0.5	±2.8 to 0.4	CV1000	100 to 1000µl	±1.6 to 0.6	±0.4 to 0.15
CV20	2 to 20µl	±3.0 to 0.8	±1.5 to 0.3	CV5000	1 to 5ml	±0.6 to 0.5	±0.25 to 0.15
CV50	5 to 50µl	±2.5 to 0.8	±2.0 to 0.4	CV10000	1 to 10ml	±2.5 to 0.5	±0.6 to 0.2
CV100	10 to 100µl	±1.6 to 0.8	±0.8 to 0.2				

MULTI CHANNEL PIPETTES

Cat. No.	Channels	Volume Range	Accuracy %	Coeff. Variation %	Cat. No.	Channels	Volume Range	Accuracy %	Coeff. Variation %
CV8-10	8	0.5 to 10µl	±10.0 to 2.0	±8.0 to 1.2	CV12-10	12	0.5 to 10µl	±10.0 to 2.0	±8.0 to 1.2
CV8-50	8	5 to 50µl	±4.0 to 1.6	±2.5 to 0.6	CV12-50	12	5 to 50µl	±4.0 to 1.6	±2.5 to 0.6
CV8-200	8	20 to 200µl	±3.0 to 1.0	±1.5 to 0.6	CV12-200	12	20 to 200µl	±3.0 to 1.0	±1.5 to 0.6
CV8-300	8	50 to 300µl	±1.6 to 1.0	±1.5 to 0.6	CV12-300	12	50 to 300µl	±1.6 to 1.0	±1.5 to 0.6

Cat. No.	Description	Cat. No.	Description
CV-MS	Pipette Stand, 3-position	CV-1POS	Pipette Stand, 1 Position for Single or Multi Channel Pipettes
CV-RS	Rotating Pipette Stand, 6-position	CV-4POS	Pipette Stand, 4 Position for Single Channel Pipettes
		CVSTARTERPACK:	Starter Pack including CV2, CV20, CV200, CV1000, CV-4POS

*Piston material

Stainless steel: Single Channel - CV2, CV10 & CV20; Multi Channel - CV8/12-10
PPS: all other models

**FINGER-HOOK**

TAKES THE WEIGHT,
FOR A MORE RELAXED
GRIP

EASY-TURN

VOLUME ADJUSTMENT
WHEEL

**DIGITAL VOLUME
DISPLAY**

WITH LARGE EASY-
TO-READ NUMBERS

**PIPETTING BUTTON**

LARGE, ROUNDED AND
EASY ON THE THUMB;
FREE ROTATION PREVENTS
ACCIDENTAL VOLUME
CHANGE

UV RESISTANT

CAN BE SAFELY STERILISED
WITH UV RADIATION -
EVEN PROLONGED
EXPOSURE

LIGHT WEIGHT

LIGHTER THAN MANY
SIMILAR MODELS

**CONTOURED
SHAPE**

IS COMFORTABLE
IN EITHER SMALL
OR LARGE HANDS

**HEIGHT
ADJUSTABLE
EJECTOR**

TO ACCOMMODATE
VIRTUALLY ALL BRANDS
OF TIPS

PVDF SHAFT

ENSURES INCREASED
CHEMICAL & MECHANICAL
DURABILITY

**CURVED
EJECTOR BAR**

REDUCES THE FORCE
REQUIRED FOR EJECTION

**EJECTOR BUTTON**

LARGE SURFACE AREA
OFFERS TWO COMFORTABLE
HOLDING STYLES DEFINED BY
USER PREFERENCE


Conventional
holding style



Side holding
style - pipette
turned 90°

**ROTATING
MANIFOLD**

PIPETTE AND EJECT
IN ANY DIRECTION

**optimised tip loading**

- shafts withdraw when pressed against a row of tips
- each shaft moves independently
- even sealing force applied to all tips
 - no jamming of side tips
- safely sealed with lowest possible force
- tips can be ejected with minimum effort

mini fixed volume pipettes

The Cleaver Scientific Mini Fixed Volume pipettes offer a simple low cost liquid handling solution.

Ideal for use in teaching and education institutes but can also be used in general laboratories where the application does not require such tight tolerances of the liquid to be dispensed.

Each model of pipette is the optimum size, just 130 mm in length to provide maximum user comfort over extended periods pipetting. The tip cone is unique being designed to accept both regular 200 µl tips or ultra micro tips up to 20 µl. The use of ultra micro tips for volume up to 20 µl enhances the accuracy and precision very significantly.

Completely autoclavable

All models are fully autoclavable at 121°C/0.1 MPa/20 min.



KEY FEATURES

- Easy operation for right- and left-handed users
- Low pipetting forces
- Highly durable shaft
- No adjustment required
- No calibration required

ORDERING INFORMATION

Cat. No.	Description	Accuracy %	Coeff. Variation %	Cat. No.	Description	Accuracy %	Coeff. Variation %
MFVP-5	Fixed Volume Mini Pipette 5µl, supplied with 1 tip	±1.5	±1.0	MFVP-50	Fixed Volume Mini Pipette 50µl, supplied with 1 tip	±0.4	±0.3
MFVP-10	Fixed Volume Mini Pipette 10µl, supplied with 1 tip	±1.0	±1.0	MFVP-100	Fixed Volume Mini Pipette 100µl, supplied with 1 tip	±0.3	±0.3
MFVP-20	Fixed Volume Mini Pipette 20µl, supplied with 1 tip	±0.5	±0.5	MFVP-200	Fixed Volume Mini Pipette 200µl, supplied with 1 tip	±0.5	±0.5
MFVP-40	Fixed Volume Mini Pipette 40µl, supplied with 1 tip	±0.5	±0.5				

omniPET

MOTORIZED PIPETTOR

omniPET is a motorised pipette filler designed for cordless work with 0.5-100ml glass or plastic pipettes. Its lightweight handle, together with smooth pushbuttons and switches ensure effortless pipetting even during extensive use.

Different operational modes may be selected depending on pipetting volume and viscosity of liquid. Liquid aspiration speeds can be adjusted to HIGH or LOW while dispensing can be by gravity (GRAV) or supported by the pump (BLOW) which empties the pipette with blow out. To protect the unit against overfilling,

omniPET is equipped with both PTFE filters and a safety valve. To protect samples from cross contamination, filters and pipette holders can be easily exchanged and autoclaved.

The powerful rechargeable Ni-MH battery allows many hours of continuous work with the LED display indicating when unit should be recharged. The battery is protected against overcharging by timing and thermal systems. omniPET is supplied with a charging stand.



KEY FEATURES

- Suitable for 0.5ml to 100ml pipettes
- Ergonomically shaped handle
- Sensitive valves for precise work with low volume pipettes low battery light indicator
- Protected by filter and safety valve
- Autoclavable nosepiece and pipette holder charging stand

TECHNICAL SPECIFICATIONS

Autoclavability	nosepiece, pipette holder, filter
Filter	hydrophobic PTFE 0.2µm
Pipette types	glass or plastic 0.5-100ml

ORDERING INFORMATION

Omnipet Omnipet Pipette filler (Without Charging Stand)

Omnipet-CS Charging stand for the omnipet

vortex mixer

This variable speed Vortex Mixer combines fast, efficient mixing with minimal vibration. Unlike other vortex mixers using elliptical orbits, its true circular orbit facilitates uniform sample-vortexing even at low speed.


The Vortex head accepts many different tube sizes, while optional heads for microplates, microtubes, PCR strip tubes, 15ml and 50ml tubes and blood vials are available. The unit may be used in 'touch' or continuous mode: 'touch' mode being activated by simply depressing the sample head and then stopped by releasing the pressure. An optimised counter balance system minimises vibration and movement of the unit during operation, whereas its lightweight construction and small footprint allows it to be readily transported and used in areas where space is restricted.



S0200-21

S0200-22

S0200-23



S0200-24

S0200-25

S0200-26

S0200-27



KEY FEATURES

- Powerful, reliable motor with optimised counter balance
- Circular orbit for effective vortexing at any speed
- CombiCup head accepts a variety of tube sizes
- Versatile head attachment accessories for microplates and different tube sizes

TECHNICAL SPECIFICATIONS

Speed Range	115V	0 - 3400rpm
	230V	0 - 2850rpm
Operating Modes	touch or continuous	
Ambient Operating Range	4 - 65°C	
Dimensions (WxDxH)	14cm x 16cm x 13cm	
Weight	2.2Kg	
Electrical	115V or 230V, 50/60Hz	

mini vortexer

The Mini Vortexer's small footprint with maximum power offers immediate vortex shaking for a variety of tube sizes. A simple, touch start operation enables exceptional mixing performance using one hand.

Its low profile design and small footprint (only 108mm wide) saves valuable space on a bench top and in fume hoods. Non-slip feet ensures the unit stays in place while mixing. Mini Vortexer can be used with tubes ranging from 2 ml to 50 ml.



KEY FEATURES

- Stable platform
- Quiet operation and low vibration
- One handed touch start operation and shaking stops when the tube is lifted
- Low activation force reduces user fatigue
- Maintenance free design
- ABS and silicone materials to resist most commonly used chemicals

TECHNICAL SPECIFICATIONS

Speed:	4,500 rpm
Orbit:	6 mm
Capacity:	Up to 50 ml tube
Noise level:	Full speed, unloaded: 53 dB
Weight:	0.9 kg
Unit Power:	Input: 12 VDC, approx. 7.8 W

ORDERING INFORMATION

CSLVORTEX*	Vortex Mixer with general purpose head	S0200-23	for 8 x 15ml and 8 x 12/13mm diameter tubes
	Optional Head Attachments	S0200-24	for 6 x 50ml tubes
S0200-21	for 24 x 1.5/2.0ml tubes, 24 x 0.5ml tubes and 32 x 0.2ml tubes (or 4 tube strips)	S0200-25	for 12 x 1.5/2.0ml tubes, held horizontally
S0200-22	for 1 microplate or 64 x 0.2ml tubes or 8 x 0.2ml tube strips	S0200-26	for 4 x 15ml tubes, held horizontally
		S0200-27	for 2 x 50ml tubes, held horizontally

MINIVORTEX **Mini Vortex Mixer**, 100-240VAC, 50/60Hz Universal

* For 110V units, add \$ to order code

www.cleaverscientific.com

T_+44 (0)1788 565 300 E_info@cleaverscientific.com

digital orbital shaker

Compact and packed full of high-end design features, the Digital Orbital Shaker is a versatile shaker for a vast range of protocols

Its no-stop electronic motor feedback, allows the unit to instantly adjust to weight load changes and unbalanced loads for truly reproducible results. Very low start speed provides sensitive sample agitation, with a high top end and good stability for more vigorous applications. Time and speed can be separately set and are easily read on the back lit display. The unit is powered by 12V DC, includes double insulated worldwide power adapter, 110V to 240V, supplied with 4 different plugs. Long-life maintenance free motor and drive. The case is resistant to most commonly used chemicals, and is easy to clean.



KEY FEATURES

- Body made from durable ABS to resist most commonly used chemicals, and is easy to clean
- No-stop electronic motor feedback, enables the unit to instantly adjust to weight load changes and unbalanced loads for truly reproducible results
- A high weight loading of 4.5 kg, with an overload protection shut-off
- Suitable for use in incubators and cold rooms within the stated temperature range
- Soft-start and shut down feature at higher speeds reduces spill instances from full vessels
- Very low start speed for sensitive sample agitation, with a high top end and good stability for more vigorous applications
- Long-life maintenance free motor and drive

TECHNICAL SPECIFICATIONS


Speed Range:	20 to 300 rpm 1 rpm increments
Orbit Diameter:	19mm
Timer Range:	0 to 74 hours and 59 minutes, 1 second increments or continuous
Maximum Load:	4.5 kg
Ambient Conditions:	2° to 40°C; 20 to 80% RH, non-condensing
Platform Interior Dimensions, W x D	27.9cm x 27.9cm
For Indoor use ONLY	



KEY FEATURES

- The perfect speed and tilt for blotting and gel staining
- Three-dimensional motion
- Designed for use with Blot Boxes

MINIMIX



3D shaker

MiniMix combines the motions of orbital shaking and rocking to produce a gentle, but thorough, 3-D action that is perfect for antibody incubation of western blots and staining gels. This allows users to work with minimal volumes, thus conserving valuable probes and antibodies. The MiniMix's compact and light weight design allows it to be moved around the lab where needed.

Blot Boxes

These gel staining / blotting boxes are available in 4 sizes and are the ideal accessory for incubating blots or staining gels.

TECHNICAL SPECIFICATIONS

Speed	18rpm (115V) / 20 rpm (230V)
Motion	3-D, nutating
Tilt Angle	5°
Platform Size (WxD)	20x16.5cm
Ambient Operating Range	4-65°
Dimension (WxDxH)	20.3x17.8x10.5cm
Weight	0.88kg
Electrical	115/230V 50/60Hz

ORDERING INFORMATION

ORBITAL2 Digital Orbital Shaker

CSL3DSHAKER* MiniMix 3D Shaker with 20x16.5cm tray and non-slip rubber mat
 CSL-BB9X6 Gel/Blot box, 9.1 x 6.6cm, 3-5ml capacity, 10/pack
 CSL-BB11X8 Gel/Blot box, 11.7 x 8.9cm, 6-10ml capacity, 10/pack

CSL-BB12X12 Gel/Blot box, 12 x 12cm, 1/pack
 CSL-BB20X16.5 Gel/Blot box, 20 x 16.5cm, 1/pack

* For 110V units, add \$ to order code

* For 110V units add \$ to order code

heaters and stirrers

With a durable and chemically resistant ceramic surface, Cleaver Scientific's digital hotplate, stirrer and hotplate stirrer are the ideal solution for demanding users in all laboratory environments. The minimal footprint (18 x 26 cm) allows for use in crowded spaces such as fume hoods while the 16.5 cm square plate makes these units compatible with a wide range of commonly used vessels such as beakers, bottles and conical flasks. Fast and precise adjustment of speed and temperature is achieved with advanced microprocessor technology, and a large backlit LCD display offers easy viewing of current parameters. A safety LED indicates temperatures over 50°C. An optional external thermometer and support rod allows temperature control of the sample by direct feedback to the microprocessor, maintaining temperature to within $\pm 0.5^\circ\text{C}$.



KEY FEATURES

- Large, backlit LCD display
- Ceramic work surface, 6.5 x 6.5 in.
- Safety LED indicates hot surface
- Control actual temperature (with optional probe)
- Three models: heat-stir, heat only or stir only

TECHNICAL SPECIFICATIONS

Speed Range:	200-1500 rpm (stirring units only)
Temp. Range:	ambient +5° to 380°C (heating units only)
Platform:	16.6 x 16.5cm
Control:	quick adjustment knobs
Dimensions:	18(W) x 26(D) x 10.1(H) cm
Electrical Data:	120V, 60 HZ / 230V, 50/60 HZ

magnetic induction stirrer

The Magnetic Induction Stirrer, ISTIR2, uses modern magnetic coil technology that has no moving parts resulting in a motor-less wear-free drive and maintenance free unit. High-quality rare-earth magnets are used in the stirrer design to ensure a strong magnetic coupling with consistent accurate alignment which significantly reduces the chance of spin-outs. Rapid acceleration and braking - less than 10 seconds, saves time and enables quick mixing of samples.



ministir

KEY FEATURES

- Speed remains constant, even when load changes
- Quiet operation and low vibration
- An easy to read digital display precisely controls time and speed
- Time and speed can be adjusted while the unit is running
- Reverse rotation option for better mixing

TECHNICAL SPECIFICATIONS

Speed Range:	10 to 2,000 rpm variable
Time Ranges:	30 seconds to 60 minutes
Stirrer Mode:	Single clockwise, Auto reverse rotation
Capacity:	3 litres plus
Mixing Surface:	165 mm diameter
Weight:	1.13 kg (2.50 lb)
Electrical:	Input: 100-240 VAC 50/60 Hz 1.0A

MagFuge®

MagFuge® is the first high-speed centrifuge (12,500 rpm) and magnetic stirrer (3L), combined into one unit. Programmable digital control for speed, time, reverse or oscillating direction enables protocols to be controlled precisely with settings easy to read on the back lit display. Safety features include imbalance and tilt safety cut-out, as well as a safety interlock lid to prevent opening while rotor is turning. Rotor sensing technology prevents the Magnetic Stirrer Rotor from being used above 2,500 rpm for user safety. Its housing is of durable, chemically resistant ABS and polycarbonate plastic, making the unit easy to clean and maintenance free.



KEY FEATURES

- Cost saving - two instruments in one
- Small footprint - ideal for labs with limited bench space and height
- Low noise level
- Long-life, maintenance free brushless motor and drive
- See web site for full technical details

ORDERING INFORMATION

CSL-DHOTPLATE* Digital Hotplate, 16.5 x 16.5 cm - 230V

CSL-DSTIR* Digital Magnetic Stirrer, 16.5 x 16.5 cm - 230V

CSL-DHOTSTIR* Digital Hotplate Magnetic Stirrer 16.5 x 16.5 cm. - 230V

TEMPROBE Optional Temperature probe

ISTIR2 Magnetic Induction Stirrer

MINISTIR Mini Magnetic Stirrer

CSL-HOTPLATE* Hotplate, 19 x 19 cm

CSL-HOTSTIR* Hotplate Magnetic Stirrer, 19 x 19 cm

CSL-STIR* Magnetic Stirrer, 19 x 19 cm

SUPPROD Optional Support Rod

MAGFUGE Magnetic Stirrer and High Speed Centrifuge All-In-One

* For 110V units, add \$ to order code

www.cleaverscientific.com

T_+44 (0)1788 565 300 E_info@cleaverscientific.com

quickspin micro centrifuges

Quickspin microcentrifuges are perfect for microfiltration and rapid spin-down of sample from the walls and caps of microcentrifuge tubes.

Occupying less than 6 inches square of bench space, both models of Quickspin have a very small footprint, making it easy to use in the lab. Rotors and adaptors, which may be easily interchanged, are supplied as standard to accommodate 1.5 ml, 0.5 ml and 0.4 ml tubes, as well as 0.2 ml strips and individual tubes.

A highly durable stainless steel hinge pin facilitates easy opening of the translucent lid, while an on/off switch is located on the side of the centrifuge to start and stop operation. Alternatively, with the switch in the on position, the centrifuge can be started and stopped by closing and opening the lid.



QUICKSPIN2



quickSPINPLUS



KEY FEATURES

- Supplied with both standard microtube and striptube rotors
- Ideal for quick spin-downs and microfiltration
- Starts and stops in seconds
- Compact design

TECHNICAL SPECIFICATIONS

	QUICKSPIN2	quickSPINPLUS
Maximum speed	--- 6000rpm ---	
Maximum G Force	---2,000 x g ---	
Capacity	6x 1.5/2.0 ml 2x 0.2ml Strips	8x 1.5/2.0 ml 4x 0.2ml Strips
Dimensions .cm	15x15x11.7	15x15x11.6
Weight, kg	0.45	1.2

multifuge mini centrifuge

Unlike traditional mini centrifuges, the multiFuge eliminates the need to change rotors when switching between microtubes and PCR strips.

The included, unique COMBI-Rotor is all that is required for running 12 microtubes and 4 PCR strips simultaneously. With a fixed speed that produces 2,000 x g, this centrifuge is perfect for quick spin downs. Simply close the lid and the unit quickly ramps up to 5500 rpm. Open the lid, and the rotor quickly decelerates for removal of samples. At just 14cm wide and less than 11cm high, the multiFuge truly is a personal centrifuge with unmatched capacity and flexibility.



Unique COMBI-Rotor



Compact, low profile design



KEY FEATURES

- COMBI-Rotor for tubes and strips
- Twice the capacity of traditional mini centrifuges
- Nearly silent operation
- Starts and stops with opening/closing of the lid

TECHNICAL SPECIFICATIONS

Speed	5,500 rpm / 2,000 x g
Capacity	12 x 1.5 / 2.0 ml tubes, 32 x 0.2 ml PCR tubes, 4 x PCR strips (8x0.2 ml)
Dimensions	14 x 20 x 11.2 cm
Weight	5 kg

ORDERING INFORMATION

quickSPINPLUS Mini Centrifuge complete with 1.5/2.0 ml rotor, strip tube rotor, 0.5 and 0.4 ml adapters, 110/230V

QUICKSPIN2 Mini Centrifuge complete with 1.5/2.0 ml rotor, strip tube rotor, 0.5 and 0.4 ml adapters, 110/230V

CSL-MultiFUGE MultiFUGE with DuoROTOR for microtubes, 110-240V

MF-A0.6-6

Adapters, 0.5 ml, pack of 6

MF-A0.2-6

Adapters, 0.2 ml, pack of 6

microBLOCK

A breakthrough in size and economy, our microBLOCK Mini Dry Bath is truly the first personal block incubator.

Whether your customers are incubating PCR strips or tube sizes up to 50ml, the compact microBLOCK Mini has the smallest footprint of any digital dry bath on the market.

Includes: Microblock dry bath and power adapter




KEY FEATURES

- Exchangeable blocks, for tubes 0.2 to 50ml
- Clear cover ensures temp. uniformity
- Digital temperature control
- Outstanding heating rate
- Aluminium blocks



A-MINI




B-MINI



C-MINI/D-MINI



E-MINI



F-MINI



G-MINI

TECHNICAL SPECIFICATIONS

Unit Dimensions	12 x 15.2 x 11.2cm
Weight	850 g
Timer	0 - 999 min
Input Voltage	24V
Operating Temperature	5°C - 35°C
Temperature Range	Ambient +5°C to 100°C
Uniformity	+/- 0.5°C
Temperature Increment	0.1°C
Block Dimension (W x L x H)	71 x 47 x 32 mm

stirring water baths

A powerful magnetic stirring mechanism combined with high wattage heating allows each stirring water bath to maintain temperatures to a maximum 99°C

Available in 10 and 20 litre bath capacities, these water baths comprise as many as 3 stirrers for a maximum stirring speed of 1500rpm. Each bath includes a highly visible front-panel LCD, reproducible microprocessor control of temperature within 0.1°C increments, a corrosion resistant stainless steel interior and automatic alarm and safety shutdown mechanism.



KEY FEATURES

- Powerful magnetic stirring mechanism
- Stirring speed up to 1500rpm
- Available in 10 and 20 litre
- Reproducible temperature control within 0.1°C

TECHNICAL SPECIFICATIONS

	10L-1	10L-2	20L-1	20L-3
Stirrers	1	2	1	3
Capacity (approx.)	10 L	10 L	20 L	20 L
Internal Dimensions	24x30x15cm		30x50x15cm	
Temperature	5°C above ambient to 99°C			
Heating Power	600 W	600 W	800 W	800 W
Stirring Speed	400 - 1500 rpm			
Timer	up to 99hr 59min, continuous			
Temperature	0.1°C			
Safety	warning indicator on screen, with alarm and automatic shut down			

ORDERING INFORMATION

MBDB-01* microBlock Digital Dry Bath with block lifter (Blocks sold separately)

A-MINI Block, for 0.2ml tubes (PCR Strip Tube), 40 wells

B-MINI Block, for 0.5ml tubes, 24 wells

C-MINI Block, for 15ml tubes, 15 wells

SWB-10L-1* Stirring Water Bath 10L with 1 built-in stirrer, includes lid

SWB-10L-2* Stirring Water Bath 10L with 2 built-in stirrers, includes lid

SWB-LID10 Transparent lid for 10L stirring water bath

* For 110V units, add \$ to order code

D-MINI Block, for 2ml tubes, 15 wells

E-MINI Block, for 12.5 ml cuvettes, 8 wells

F-MINI Block, for 15ml tubes, 4 wells

G-MINI Block, for 50ml tubes, 2 wells

SWB-20L-1* Stirring Water Bath 20L with 1 built-in stirrer, includes lid

SWB-20L-3* Stirring Water Bath 20L with 3 built-in stirrers, includes lid

SWB-LID20 Transparent lid for 20L stirring water bath

CUBE digital dry baths

CUBE digital dry baths are available in single and dual block models, and have a comprehensive range of interchangeable blocks.

Each digital dry bath is compact and easy-to-use. The quick-change blocks have rapid heat-up times and reproducible temperature uniformity and accuracy, and may be used in a variety of applications, which include: restriction digestion, coagulation studies, hybridisation, Hot Start PCR[®] reactions and DNA denaturation. Due to the Solid Aluminium block holder, each Cube dry bath may also be adapted as a mini water bath incubator if desired. Both dry baths incorporate a digital microprocessor controller for accurate temperature control in 0.1°C increments from ambient +5°C to 150°C. Rapid and easy programming is facilitated by the easy to use arrow keys on the sloped front panel, while both the temperature and running time are shown simultaneously on the dual digital LCD display.



KEY FEATURES

- Microprocessor control with digital performance for precise, accurate control
- Wide temperature control range with excellent uniformity
- Rapid temperature increase rate
- LCD screen showing timer and temperature simultaneously
- User temperature calibration

TECHNICAL SPECIFICATIONS

Cat. No.	TCDB-01	TCDB-02
Number of blocks	1	2
Display	LCD display	
Heating Power	125W	200W
Dimensions, mm (W x L x H)	15x15x13.5	15x23x13.5
Controller	digital microprocessor	
Heating Chamber	molded aluminium alloy chamber	
Temperature Range	5°C above ambient to 150°C	
Temperature Increment	0.1°C	
Temp. Uniformity at 37°C	within 0.2°C	
Temp. Accuracy at 37°C	within 0.2°C	
Temp. Calibration	yes	
Timer	Up to 99(hr) 59(min), continuous	
Safety	leak proof heating chamber over temperature protection SSR failure detection	
Operating Temp.	ambient to 40°C	



MD-B0.5: 0.2ml tubes

MD-B0.5: 0.5ml tubes

MD-B0.5+1.5: 0.5/1.5ml tubes

MD-B0.5/1.5: 0.5/1.5ml tubes

MD-B1.5: 1.5ml tubes

MD-B13: 13mm Ø tubes

MD-B17: 17mm Ø tubes

MD-B20: 20mm Ø tubes

MD-B25: 25mm Ø tubes

MD-B29: 50ml cent. tube

MD-MP01-S: Microplate

MD-MP02-S: Micro / PCR plate

MD-MP01-D: Micro / Titerplate

MD-MP02-D: Micro / PCR plate

MS-BL95: Block Lifter

ORDERING INFORMATION

SINGLE BLOCK

TCDB-01* The Cube Dry Bath Incubator (one block unit); without block 220V

Accessories

MD-MP01-S	Block for Microplate; Titerplate Plain Block for Single Block Unit Only
MD-MP02-S	Block for 96 wells deep Microplate or PCR plate for Single Block Unit Only
MD-MP01-D	Block for Microplate; Titerplate Plain Block for Dual Block Unit Only
MD-MP02-D	Block for 96 wells deep Microplate or PCR plate for Dual Block Unit Only
MD-B0.5/1.5	Double side block: one side for 1.5 or 2.0 ml tube, 20 wells; Opposite side for 0.5 ml tube, 30 wells
MD-B0.5PLUS1.5	Combination block : for 0.5 ml tube, 12 wells and for 1.5 or 2.0 ml tube, 12 wells (on the same side)
MD-B0.2	Block for 0.2 ml tube, 64 wells or for 0.2 ml PCR strip tubes for 8 wells x 8

DUAL BLOCK

TCDB-02* The Cube Dry Bath Incubator (dual block unit); without block 220V

MD-B0.5	Block for 0.5 ml tube, 20 wells
MD-B1.5	Block for 1.5 ml tube, 20 wells
MD-B13	Block well size 13 mm, 20 wells
MD-B17	Block for 15 ml centrifuge tube, 12 wells
MD-B20	Block well size 20 mm, 12 wells
MD-B25	Block well size 25 mm, 6 wells
MD-B29	Block for 50 ml centrifuge tube, 4 wells

* For 110V units, add \$ to order code

Glove Boxes

Available in four sizes, these glove boxes are for procedures requiring exclusion of atmospheric oxygen and moisture.

Manufactured in robust non-reactive polycarbonate, Cleaver Scientific Glove Boxes can be used with inert gases such as helium, nitrogen and argon. Including hermetically-sealed gloves, for optimum user manoeuvrability and dexterity when handling equipment, samples and packages, and a side panel as standard, each box provides a safe barrier between the worker and any potential contaminant. Glove Boxes may also be supplied with airlocks, and are customisable in various shapes and sizes to suit different work environments, applications and spaces. Shelving and pipette holder options are also available.

A Combi Box option combines the benefit of UV sterilisation with the fully sealed and enclosed area of a glove box. Four 15W UV-C bulbs with safety interlock switching may be timer controlled for up to 30 minutes, or indefinitely, to decontaminate equipment and the work surface, before and after use. A 15W white light bulb illuminates the entire work surface to provide excellent visibility.

KEY FEATURES

- Available in 4 sizes, with or without air locks
- Provides a barrier between the user and potential contaminants
- Hermetically sealed gloves allow safe handling within a fully enclosed containment area
- Side panel allows samples and packages to be placed in and removed from the work area safely and easily



CUSTOM SYSTEMS AVAILABLE: PLEASE CALL



ORDERING INFORMATION



CSL-GB24	Glove Box, Standard 2 port, 60 x 60 x 60cm	CSL-GB48	Glove Box, Standard 2 port, 120 x 60 x 60cm
CSL-GB24A	GB24 with Air-Lock	CSL-GB48A	GB48 with Air-Lock
CSL-GB36	Glove Box, standard 2 port, 90 x 60 x 60cm	CSL-GB60	Glove Box, standard 2 port, 150 x 60 x 60cm
CSL-GB36A	GB36 with Air-Lock	CSL-GB60A	GB60 with Air-Lock
CSL-COMBIBOX	Combination Glove Box 24", with 2 ports, 240 VAC	CSL-COMBIBOX-A	Combination Glove Box 24", with 2 ports, 100 VAC

GTC96S thermal cycler

The GTC96S advanced thermal cycler delivers exceptional performance at an affordable price. A unique protocol optimisation process utilises Flexible Temperature technology to segregate the 96-well plate into six discrete (4x4-well) temperature zones, made easily distinguishable by blue and black squares.

Temperature selection is no longer automated and is entirely in the hands of the operator over a 24°C range, anywhere between 4 and 96°C. This enables the operator to optimise PCR by testing 6 different temperatures simultaneously in just one thermal cycler run. With heating and cooling rates of 5°C/s and 3.5°C/s respectively, the precision temperature control of the GTC96S minimises temperature overshooting and undershooting between individual stages within each PCR cycle, resulting in faster run times and greater efficiency.

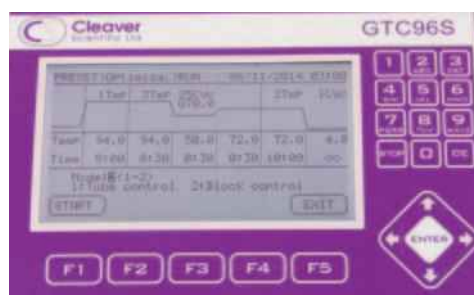
Programming is both quick and simple through a large user-friendly interface, while pre-programmed methods make set-up obvious even to first time users. A heated lid, which is fully adjustable to apply optimal pressure to 0.2ml tubes and microplates, may be programmed to hold different temperatures between 60 to 65°C or 100 to 115°C.



KEY FEATURES

- Compatible with 96-well plates, 0.2ml tubes and tube strips
- Protocol optimization selectable from 1 to 24°C across the entire temperature control range from 4-99°C
- Precision temperature control increases both speed and efficiency

Intuitive User Interface
 GTC96 utilises an intuitive user interface. This user interface is friendly to the laboratory environment. It can be used with lab gloves even if wet. The ramping speed and eliminated overshooting and undershooting which contributes to longer run times, have been improved.



TECHNICAL SPECIFICATIONS

Sample Capacity	1x 96-well plate; 12x 8x0.2ml strip tubes; 96 x 0.2ml tubes
Programmable Temperature Range	4-99.9°C
Temperature Control	calculated or block
Temperature Accuracy / Uniformity	±0.5°C / ±0.5°C
Heating / Cooling Method	Peltier
Maximum Heating / Cooling Rate	5°C / 3.5°C per second
Temperature Range of Segment Blocks	30-99°C; temperature of each 6-segment may be set independently
Maximum Temperature Difference Between 6-Segment Blocks	24°C
6-Segment Temperature Block Format	6 segments, each 4x4-well
Programmable Lid Temperature	60-65°C, 90-94°C
Memory	200 complete programmes
Temperature Increments / Decrements	yes
Time Increments / Decrements	yes

ORDERING INFORMATION

GTC96S	GTC96S Thermal Cycler with 96-well block, 240VAC	CSL-CLEANCAB	Complete PCR package with low cost clean room. Includes
GTC96S\$	GTC96S Thermal Cycler with 96-well block, 120VAC		CSL-GTC96S, CSL-UVCAB, CV2, CV20, CV200, CV1000 and CV8-200
CSL-PCRKIT	PCR package includes GTC96S thermal cycler, MSMIDI96 96-well electrophoresis unit and nanoPAC-500 power supply		pipettes, MSMIDI96 and nanoPAC-500
CSL-PCRKIT\$	As CSL-PCRKIT but 120VAC version	CSL-CLEANCAB\$	As CSL-CLEANCAB but 120VAC version

PCR cabinets

These UV Sterilisation Cabinets provide a convenient area for setting up PCR reactions in a nucleic acid free environment thus limiting contamination.

Acting effectively as a low-cost alternative to a clean room, the powerful UV lights on each cabinet denature nucleic acids in 5 to 30 minutes making them unsuitable for amplification. The cabinets incorporate safety features to prevent user-exposure to UV light. The UV lights are timer controlled and there are safety switches on the cabinet doors which power off the UV lights when opened. The units' white light provides excellent visibility when working within the cabinet. Constructed from 10mm acrylic, the cabinets also act as efficient shields from beta radiation emissions and can therefore be safely used with isotopes such as ^{32}P .

Three models are available:- Maxi as shown above, a Mini cabinet on left for limited budget and bench space and a new Midi cabinet to save bench space without compromising on height. Safety SpillTrays and Liners of size 68 x 54cm, provide convenient containment of spillage (not included with cabinet).



Digital Display model now available



Mini Cabinet

Shown without SpillTray

KEY FEATURES

- Inactivates nucleic acids in 5 to 30 minutes
- Doors fitted with safety switches
- Complete with four powerful, timer controlled UV bulbs
- Efficient decontamination of the complete work surface

TECHNICAL SPECIFICATIONS

	Maxi	Midi	Mini
UV Lights	4x 15 Watt	4x 15 Watt	4x 15 Watt
White Light	15 Watt	15 Watt	15 Watt
Dimensions, cm (HxWxD)	77x58x42	62x58x42	45x58x35
Internal Working Area, cm (HxWxD)	60x53x41	42.5x53x39	27x53x32
Weight, Kg	19	14.6	12

ORDERING INFORMATION

CSL-UVCAB	UV PCR Cabinet, Maxi (without Safety SpillTray), 230V	CSL-UVCABTY4	UV PCR Cabinet, Maxi (with Safety SpillTray, CSR-TY4 Tray), 230V
CSL-UVCABMIDI	UV PCR Cabinet, Midi (without Safety SpillTray), 230V	CSL-UVCABMIDITY4	UV PCR Cabinet, Midi (with Safety SpillTray, CSR-TY4 Tray), 230V
CSL-UVCABMINI	UV PCR Cabinet, Mini (without Safety SpillTray), 230V	CSL-UVCABMTY4	UV PCR Cabinet, Mini (with Safety SpillTray, CSR-TY4 Tray), 230V
CSL-DUVCAB	UV PCR Digital Cabinet, Maxi (without Safety SpillTray), 230V	CSL-DUVCABTY4	UV PCR Digital Cabinet, Maxi (with Safety SpillTray, CSR-TY4 Tray), 230V
CSL-DUVCABMIDI	UV PCR Digital Cabinet, Midi (without Safety SpillTray), 230V	CSL-DUVCABMIDITY4	UV PCR Digital Cabinet, Midi (with Safety SpillTray, CSR-TY4 Tray), 230V
CSL-DUVCABMINI	UV PCR Digital Cabinet, Mini (without Safety SpillTray), 230V	CSL-DUVCABMTY4	UV PCR Digital Cabinet, Mini (with Safety SpillTray, CSR-TY4 Tray), 230V
CSR-TY4	Safety SpillTray, Yellow	CSR-TW4	Safety SpillTray, White
		CSR-TL4	Safety Tray Liners, APET, pk/25

For 110 VAC, please add '-S' as a suffix to the appropriate product code

SpillTrays

SpillTrays offers a surface protection system that eliminates paper bench coverings, reduces costs and volume of waste.



As well as providing a clearly defined work area for hazardous substances, something valued by departmental Safety Officials, the rigid PVC base features specially designed stabilising edges and rounded corners for easy cleaning. The transparent Liner's provide a non-porous surface to allow spillage of valuable samples to be retrieved - something which is clearly not possible with absorbent paper protectors.

Unlike disposable paper protectors, Cleaver Scientific Safety SpillTray APET[†] Liners are re-usable. This reduces running costs and drastically reduces contaminated waste volume.




KEY FEATURES

- Saves on running costs
- Contains liquid spillages
- Provides clearly defined work area
- Easily cleaned
- APET[†] - environmentally friendly when incinerated
- Suitable for most hazardous spillages




Spillages are easily mopped up or retrieved.



Safety SpillTray liners lift from the Base Tray, stretch...



...and roll up for disposal



Volume of waste is clearly drastically reduced



ORDERING INFORMATION


Tray Size	Radiation Hazard Tray, Yellow	BioHazard Tray, White	General Purpose Tray, White	APET Liners, pk 25
46 x 26cm	CSR-TY1	CSR-T01	CSR-TW1	CSR-TL1
54 x 34cm	CSR-TY2	CSR-T02	CSR-TW2	CSR-TL2
57 x 54cm	CSR-TY3	CSR-T03	CSR-TW3	CSR-TL3
68 x 54cm	CSR-TY4	CSR-T04	CSR-TW4	CSR-TL4
70 x 46cm	CSR-TY5	CSR-T05	CSR-TW5	CSR-TL5
113 x 54cm	CSR-TY6	CSR-T06	CSR-TW6	CSR-TL6

† polyethylene terephthalate

identitapes


Self-adhesive IdentiTapes are designed to provide the perfect solution to a wide variety of labelling requirements

Cleaver IdentiTapes are oil-proof, waterproof and acid resistant tapes which will withstand temperature extremes of -20°C to over +121°C. They will adhere to surfaces such as glass, plastic, metal, paper, rubber and any other dry surface yet can be easily removed with no adhesive residue being left on the original surface. IdentiTapes can be written on with ball point pen, pencil, felt markers.




Sharp cutter bar

Acrylic Tape Dispenser, TD1



55 m Core Adapters, CA55

IdentiTape Dispensers are designed to accommodate tapes of both core diameters. The central spindle takes the smaller 12.7 m rolls directly while by using the supplied adapters, the larger 55 m rolls, shown in the adjacent photograph, allows both



coolcube

CoolCube is designed to store samples safely on the lab bench without sample degradation caused by temperature increase or fluctuation. Simply place it in a freezer overnight and it will be ready to use.

CoolCube can be used as a convenient PCR workstation for 12 standard 1.5/2.0ml microtubes with one 96 well PCR plate, or with 12x 0.2ml strips or 96x0.2ml tubes. The other side may be used to hold up to 36 standard 1.5/2.0ml microtubes.



KEY FEATURES

- Maintains 0°C for 4 hours
- Holds both microtubes and a PCR plate
- Can be used as a PCR workstation

ice baths




IceCool Baths are constructed of durable plastic and offer both robustness and long life. They will also withstand reasonable use with dry ice. Lids are available for the large bucket.



KEY FEATURES

- Durable plastic
- Easily cleaned
- Excellent long term thermal storage

ORDERING INFORMATION



									
identitapes		WHITE	GREEN	YELLOW	BLUE	RED	ORANGE	PINK	VIOLET
Length	Width	ST-12/W	ST-12/G	ST-12/Y	ST-12/B	ST-12/R	ST-12/O	ST-12/P	ST-12/V
12.7m	12.7mm	ST-34/W	ST-34/G	ST-34/Y	ST-34/B	ST-34/R	ST-34/O	ST-34/P	ST-34/V
12.7m	19.0mm	ST-10/W	ST-10/G	ST-10/Y	ST-10/B	ST-10/R	ST-10/O	ST-10/P	ST-10/V
12.7m	25.4mm	ST-100/W	ST-100/G	ST-100/Y	ST-100/B	ST-100/R	ST-100/O	ST-100/P	ST-100/V
55m	12.7mm	ST-120/W	ST-120/G	ST-120/Y	ST-120/B	ST-120/R	ST-120/O	ST-120/P	ST-120/V
55m	19.0mm	ST-340/W	ST-340/G	ST-340/Y	ST-340/B	ST-340/R	ST-340/O	ST-340/P	ST-340/V
55m	25.4mm	ST-100/W	ST-100/G	ST-100/Y	ST-100/B	ST-100/R	ST-100/O	ST-100/P	ST-100/V
TD1	Acrylic Tape Dispenser, including CA55 core adapters					CA55	Additional core adapters, pack/5		
CSLIB	Large Ice Bucket, 4L - White					CSMIB	Mini Ice Bucket, 1.4L - White		
CSLIBLID	Lid For Large Ice Bucket - White					CSL-COOLCUBE	Coolcube Storage Rack		

radiation safety

Available in standard 10mm beta-protecting acrylic, 12mm gamma-attenuating lead acrylic and also as duo shielding for protection against both types of emission, this comprehensive range of Radiation Safety Products comprises a large selection of shields, boxes, waste bins, trays, plus assorted accessories and cabinets.

Shields

Supplied in small, medium and large sizes and with curved base 15cm-deep for use with safety trays or flat 30x30cm base for under-the-bench protection. A range of angles offers increased manoeuvrability, while clear optical acrylic aids visualisation.



CABINETS



Cleaver Scientific cabinets provide a convenient area to carry out work with beta and gamma emitting isotopes with complete all round protection. Each cabinet's 49 x 55 x 37cm dimensions offer a large working area without impeding vision, either in a standing or seated position.

AND LINERS

SPILLTRAYS Available in general purpose, biohazard and radiation safety formats, spilltrays provide a re-usable work area with the added benefit of safe containment of spillages and lab bench protection. All trays supplied with one free liner when purchased. Additional environmentally friendly APET liners provided in packs of 25.



ORDERING INFORMATION

BETA	GAMMA		BETA	GAMMA	
CSR-CSR-S1	CSR-S1G	Small Fixed 15° Angle, Flat Base 30 x 45cm, Base 30 x 30cm	CSR-S3	CSR-S3G	3-Sided Shield, Front 46 x 50cm, Sides 30 x 50cm
CSR-S1T	CSR-S1TG	Small Fixed 15° Angle, Curved Base 30 x 45cm	CSR-S4	CSR-S4G	Hourglass Shield, Flat Base 30 x 45cm, Base 30 x 30cm
CSR-S2	CSR-S2G	Large Fixed 15° Angle, Flat Base 35 x 53cm, Base 35 x 30cm	CSR-S4T	CSR-S4TG	Hourglass Shield, Curved Base 30 x 45cm
CSR-S2T	CSR-S2TG	Large Fixed 15° Angle, Curved Base 35 x 53cm	CSR-SFLEXI	CSR-SFLEXIG	Shield, Adjustable, 35 x 54 or 54 x 35cm
CSR-S10	CSR-S10G	Small Fixed 45° Angle, Flat Base 30 x 45cm, Base 30 x 30cm	CSR-SF	CSR-SFG	Base Plate, 45 x 41cm
CSR-S10T	CSR-S10TG	Small Fixed 45° Angle, Curved Base 30 x 45cm	-	CSR-SDUO	DuoShield, Curved Base, Beta/Gamma 30 x 45cm
CSR-S20	CSR-S20G	Large Fixed 45° Angle, Flat Base 35 x 60cm, Base 30 x 30cm	-	CSR-SFLEXITG	Shield, Adjustable, 35 x 54 or 54 x 35cm, 35mm thick
CSR-S20T	CSR-S20TG	Large Fixed 45° Angle, Curved Base 35 x 60cm	CAB	CABG	Beta Work Cabinet, 49 x 55 x 37cm

Tray Size	Radiation Hazard Tray, Yellow	BioHazard Tray, White	General Purpose Tray, White	APET liners, pk 25
46 x 26cm	CSR-TY1	CSR-T01	CSR-TW1	CSR-TL1
54 x 34cm	CSR-TY2	CSR-T02	CSR-TW2	CSR-TL2
57 x 54cm	CSR-TY3	CSR-T03	CSR-TW3	CSR-TL3
68 x 54cm	CSR-TY4	CSR-T04	CSR-TW4	CSR-TL4
70 x 46cm	CSR-TY5	CSR-T05	CSR-TW5	CSR-TL5
113 x 54cm	CSR-TY6	CSR-T06	CSR-TW6	CSR-TL6

Note: Starter packs available - see web site

AND WASTE BINS

Cleaver Scientific storage boxes are manufactured with hinged lids and accommodate interchangeable inserts that hold microtubes, centrifuge tubes, scintillation vials, universals, cryotubes and falcon tubes. Also supplied is the range of floor-standing and benchtop bins with anti-slip feet and hinged lids. These serve as an ideal solution for short-term storage of radioactive waste or radioisotopes. Both the Beta and Gamma storage bins are available in five sizes, while the two largest bin models have wheels for easy transportation.



Accessories

Other accessories available include pipette guards, radiation tape and warning signs and labels.



ORDERING INFORMATION

BETA	GAMMA		BETA	GAMMA	
CSR-B0.4	CSR-B0.4G	MiniBox, 5.5 x 8.5 x 8.5cm	CSR-BDUO	CSR-BDUOG	Duo Box, 7 x 10 x 6cm
CSR-B0.8	CSR-B0.8G	MidiBox, 6 x 16.5 x 8.5cm	CSR-BLOCK	CSR-BLOCKG	Block for 4 x 1.5ml Eppendorf tubes, 5 x 3.5 x 14cm
CSR-B6.5	CSR-B6.5G	MaxiBox, 14 x 28 x 16.5cm	CSR-BLOCKL	CSR-BLOCKLG	Cover for B4, 1 x 3.5 x 14cm
CSR-B3.5	CSR-B3.5G	Box for four way racks, 14 x 17.5 x 15cm	CSR-STORE	CSR-STOREG	Beta-Storage/Transport Block, 7 x 15 x 12cm
CSR-B8	CSR-B8G	Transport Box, 7.5 x 29.5 x 38cm	CSR-COV	CSR-COVG	Carboy Cover, 59 x 38 x 38cm
CSR-R1.5		Mini Box Insert, 16 x 1.5ml tubes	CSR-R20		Maxi Box Insert, 8 x 20ml Scintillation vials
CSR-R50		Maxi Box Insert, 8 x 50ml Centrifuge tubes	CSR-RDUO		Midi Box Insert, 16 x 1.5 and 16 x 0.5ml tubes
CSR-R0.5		Mini Box Insert, 20 x 0.5ml tubes	CSR-R5		Maxi Box Insert, 15 x 5ml Scintillation vials
CSR-R3F		Maxi Box Insert, 3 x Falcon tubes, 8 x 1.5ml tubes	CSR-R2		Midi Box Insert, 32 x 2ml Cryotubes
CSR-R1.5L		Midi Box Insert, 32 x 1.5ml Eppendorf tubes	CSR-RU		Maxi Box Insert, 8 x Universals
CSR-R2F		Maxi Box Insert, 2 x Falcon tubes, 8 x 1.5ml tubes	CSR-R15		Maxi Box Insert, 15 x 15ml Centrifuge tubes
CSR-R0.5L		Midi Box Insert, 40 x 0.5ml Eppendorf tubes			
BETA	GAMMA		BETA	GAMMA	
CSR-B1	CSR-B1G	WasteBin, 1L	CSR-B5TIP	-	WasteBin, 5L with access port for disposal of pipette tips
CSR-B2TIP	CSR-B2TIPG	WasteBin, 2L with access port for disposal of pipette tips	CSR-B20	CSR-B20G	WasteBin, 20L
CSR-B2MCTIP	CSR-B2MCTIPG	WasteBin, 2L with access port for disposal of M/C pipette tips	CSR-B53	CSR-B53G	WasteBin, 53L
CSR-B3	CSR-B3G	WasteBin, 3.3L	CSR-B47	-	WasteBin, 47L, with Wheels
CSR-B10	CSR-B10G	WasteBin, 10L	CSR-B122	-	WasteBin, 122L, with Wheels
CSR-B15	CSR-B15G	WasteBin, 15L			
BETA	GAMMA		BETA	GAMMA	
CSR-PB2	CSR-PB2G	Pipette Shield, Biohit PS1000 Beta	CSR-LABS		Radiation Labels, pk/25 25x25mm
CSR-PB1	CSR-PB1G	Pipette Shield, Biohit PS200 Beta	CSR-LABL		Radiation Labels, pk/25 50x50mm
CSR-PB3	CSR-PB3G	Pipette Shield, Biohit PS5000 Beta	CSR-RADTAPE		Radiation Tape, pk/25 25mm x 66m
CSR-PG3	CSR-PG3G	Pipette Shield, Gilson P1000 Beta			
CSR-PG1	CSR-PG1G	Pipette Shield, Gilson P20/100 Beta			
CSR-PG2	CSR-PG2G	Pipette Shield, Gilson P200 Beta			

Distributed by



www.bionordika.se
info@bionordika.se
08- 30 60 10